



# CASTER CROSS REFERENCE GUIDE



\* Presented as digital download for immediate access \*

ASK FOR  
YOURS  
TODAY!

## Our Casters Fit Most Major Brands!

- \*Pitco®
- \*Frymaster®
- \*Duke®
- \*Garland®
- \*Vulcan®
- \*Imperial®
- And more!



## MATCH OUR CASTERS WITH YOUR EQUIPMENT

- Covered by our Perfect Fit Guarantee\*
- Fits most brands of commercial stainless steel equipment
- Universal plates make it easy to add casters to your equipment
- Customize your casters to match what you need

**NOT SURE WHAT CASTERS YOU NEED?**  
Contact your local rep and ask for the  
Caster Cross Reference Guide!

## WE CARRY CUSTOM PREP BOARDS

- We can match any size
- Nduralite boards or HDPE prep boards





<b>After Market Side Splashes</b> .....	54
Deep Fryer Side Splash .....	54
Single Removable Side Splash .....	54
<b>Care &amp; Maintenance</b> .....	121
Cleaners - Polish - Set Screws .....	121
<b>Casters</b> .....	111-115
<b>Caster Kits</b> .....	111
Expanding Stem Casters .....	115
Plate Mount Casters .....	113
Pop In Stem Casters .....	114
Threaded Stem Casters .....	114
<b>Commercial Gas Hoses</b> .....	4-8
<b>Compartment Sinks</b> .....	37-44
16 Gauge 1,2, & 3 Compartment Sinks .....	38
Budget Sinks & Detachable Drainboards .....	43
Convenience Store Sinks .....	42
Corner Compartment Sinks .....	41
Four Compartment Sinks .....	42
Mop Sink Kits & Soak Sinks .....	44
One Compartment Sinks .....	41
Three Compartment Sinks .....	39
Two Compartment Sinks .....	40
<b>Dish Tables</b> .....	57-62
<b>Bundle &amp; Save</b> .....	58
Dish Tables, Clean & Soiled .....	59-60
Dish Table Accessories .....	61
Dish Table Kits .....	61
Three Compartment Soiled Dish Tables .....	57
Undercounter Dish Tables .....	62
<b>Drop In Sinks</b> .....	55-56
Drop In Ice Bins .....	57
Deep Drawn Sinks .....	55
Single, Double, Triple Drop In Sinks .....	55-56
<b>Electric Steam Table</b> .....	110
<b>Fabricator Products</b> .....	121-128
Door Track & Sheaves .....	121
Drawer Assemblies .....	122
Equipment Legs .....	124
Fabricated Sink Bowls .....	127
Fabricator Supplies .....	128
Feet & Leg Sockets .....	124-127
Hardware Accessories .....	121-123
<b>Grease Traps</b> .....	63-65
Plastic Grease Traps .....	63
Steel Grease Traps .....	64-65
<b>Hand Sinks</b> .....	45-53
9" x 9" Space Saver Hand Sinks & Lead Free Packages .....	51
14" x 10" Hand Sinks & Lead Free Packages .....	49-50
16" x 20" Hand Sinks & Lead Free Packages .....	52
16" x 16" Hand Sinks .....	52
16" x 14" ADA Hand Sinks & Lead Free Packages .....	52
<b>NduraLite Cutting Boards</b> .....	89
<b>New Products &amp; Coming Soon</b> .....	III-VI

<b>Lead-Free Plumbing</b> .....	10-35
Drains .....	28-29
Faucets (Evolution, Optiflow, & Workforce) .....	19-23
Foot/Knee Valves .....	25
Imperial Series Pre-Rinse Units .....	11-14
Pantry Faucets .....	24
Pot Filler Units .....	27
Pre-Rinse Faucets, Parts & Accessories .....	15-16
Replacement Parts & Kits .....	29-34
Sensor Faucets .....	17
Spout Bases .....	25
Spouts .....	32
Utility Spray Units .....	27
<b>Shelving &amp; Storage</b> .....	78-88
Aluminum Bun Pan Racks .....	84
Aluminum Dunnage Racks .....	88
Condiment/Spice Rack .....	79
Dish Cabinets .....	83
Glass Rack Dollies .....	83
Microwave Shelves .....	79
Next Generation Wall Shelving .....	82
Overshelves .....	88
Point of Sale Work Station .....	79
Pot Racks (Ceiling Mount, Table Mount) .....	86-87
Slant Rack .....	79
Stainless Steel Wall Shelves .....	80-81
Utility Carts & Dry Storage Shelving Units .....	85
Wall Cabinets .....	84
<b>Stainless Steel Tables</b> .....	90-109
Cabinet Base Work Tables .....	103-106
Condiment Carts .....	104-105
Equipment/Machine Stands .....	109
Filler Tables .....	99
Prep Tables .....	100
14 & 16 Ga. Stainless Steel Work Tables .....	90-94
18 Ga. Stainless Steel Work Tables .....	95-99
Wood Top Tables .....	101-102
<b>Tables &amp; Chairs</b> .....	116-119
Ladderback Chairs, Bar Stools & Seat Cushions .....	118
Laminated Table Tops .....	116
Metal Table Bases .....	117
Booths .....	119
<b>Underbar Equipment</b> .....	69-75
<b>18" Slim-Line &amp; 21" Depth Equipment Bar Sinks</b> .....	72
<b>18" Slim-Line &amp; 21" Depth Equipment Blender Stations</b> with Sink, Drainboards & Dump Sinks .....	74-75
Bottle Well Holder .....	71
Glass Racks .....	73
Dump Sinks .....	75
Ice Bins 18" & 21" .....	70-71
Ice Bins with Cold Plate 18" & 21" .....	71
Ice Bin Lids 18" & 21" .....	70
Liquor Display 18" & 21" .....	73
Mobile Ice Bins .....	71
<b>Refrigeration</b> .....	67-68
Speed Rails .....	71
Work Stations .....	77
<b>Water Filters &amp; Water Lines</b> .....	1-3

# New Products

**AVAILABLE NOW**

## BKHL - Hydro Life - Water Filters

⚠ More Information on Pg. 1



## MF - Metering Faucets

⚠ More Information on Pg. 18

**AVAILABLE NOW****AVAILABLE NOW**

## BKHS-W/D-1410 - New Handsink Combos

⚠ More Information on Pg. 49



## MSU Urinal Troughs

⚠ More Information on Pg. 36

**AVAILABLE NOW****AVAILABLE NOW**

## MSHSA - ADA Multistation Handsinks

⚠ More Information on Pg. 48



# New Products



## BKF-BVSPRV - Vari-Spray Pre-Rinse Spray Nozzle

More Information on Pg. 11



## BEVT - Beverage Table

More Information on Pg. 105



## DDI - Deep Drawn Drop In Sinks

More Information on Pg. 55



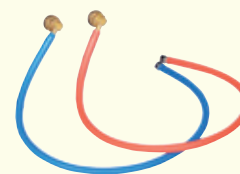
## BKUS/BKUS6 - Utility Sinks

More Information on Pg. 43



## WL - Flexible Water Line Connections

More Information on Pg. 34



# New Products



**CC-**  
**Condiment Carts**

 *More Information on Pg. 104*

**AVAILABLE NOW**

**AVAILABLE NOW**

**EM-**  
**Easy Modifications**

 *More Information on Pg. 108*



**AVAILABLE NOW**

**CVTCR5**  
**Corner Work Table with 5" Riser**

 *More Information on Pg. 92*



**SB/DB**  
**Single and Double Sided Booths**

 *More Information on Pg. 119*

**AVAILABLE NOW**



**PTS - Double Pass Through Double Shelves**

 *More Information on Pg. 82*

**AVAILABLE NOW**



# New Products



AVAILABLE  
NOW

**RSAA-24**  
**Multi-Angle Shelf for Utensil Rack**

*More Information on Pg. 87*

AVAILABLE  
NOW

**ES-**  
**Economy 3 Compartment Sink**

*More Information on Pg. 42*



AVAILABLE  
NOW

**BKWS6**  
**16 ga Premium Wall Shelves**

*More Information on Pg. 79*



AVAILABLE  
NOW

**STE**  
**Electric Steam Table**

*More Information on Pg. 110*



RESOURCES

**Commercial Series Line**

- ⇒ Patented KDF® Media
- ⇒ Granular Activated Carbon (GAC) Filtering
- ⇒ Layered Bed Filter Design
- ⇒ Bacteriostatic

	Hydro Life Filters	Carbon Filters
Aluminum	✓	
Arsenic	✓	✓
Bacteria	✓	
Bad Taste	✓	✓
Barium	✓	
Cadmium	✓	
Chlorine	✓	✓
Chromium III	✓	
Chromium VI	✓	
Endrin	✓	✓
Hydrogen Sulfide	✓	
Iron	✓	
Lead	✓	
Lindane	✓	✓
Mercury	✓	
Methoxychlor	✓	✓
Odor	✓	✓
Radon	✓	✓
Selenium	✓	
Sil Vex 2, 4, 5-TP	✓	✓
Toxaphene	✓	✓
2, 4-D Pesticide	✓	✓
THMs	✓	✓

✓ Significantly Reduces

\* All contaminates listed may not be in your water.

presents



**Bringing Longevity to Foodservice Equipment**

**Specializing in Commercial Water Filtration Systems for:**

- Drink / Coffee Machines
- Ice Machines
- Steamers/Combi-Ovens

**NSF/ANSI Standard 42**

Drinking Water Treatment  
Reduce Aesthetic Contaminants

**NSF/ANSI Standard 53**

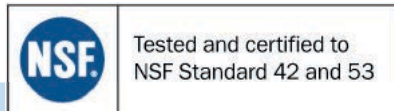
Drinking Water Treatment  
Certified for Health Benefits



## 100 Series

### Beverage - Low Volume - 2,000 gal

- ⇒ Coffee Brewer
- ⇒ Cold Drink
- ⇒ Juice
- ⇒ Slush Equipment



### 100 Series Water Filter Systems

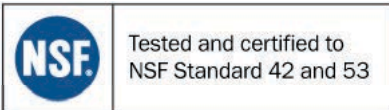
Part#	Description	Flow Rate	Life Span	LIST PRICE
BKHL-150U	100 Series Water Filter System 1/4" Fittings w/ Universal Fit Kit	1GPM	2,000 Gal	



## 200 Series

### Beverage - 9,000-10,000 gal

- ⇒ Slush Equipment
- ⇒ Water Fountains
- ⇒ OCS Equipment
- ⇒ Coffee Urns
- ⇒ Cup Vending Equipment



### 200 Series Water Filter Systems

Part#	Description	Flow Rate	Life Span	LIST PRICE
BKHL-200	200 Series Water Filter System	1.5GPM	9,000 Gal	
BKHL-200E	200 Series Water Filter System w/ Everpure Adapter			

### Replacement Cartridges

Part#	Description	LIST PRICE
BKHL-230EFS	Everpure Replacement Cartridge	
BKHL-250	200 Series Carbon/KDF Cartridge	



## 300 Series

### Ice Machine & Steamers

#### 300/300-G

- ⇒ Ice Machines
- ⇒ Steamers
- ⇒ Other Equipment Where a Prefilter is not Needed

#### 300 Twin


- ⇒ Ice Machines
- ⇒ Steamers
- ⇒ Prefilter Included

#### 300 Triple

- ⇒ Effective in Heavy Limescale
- ⇒ Applications for Ice Machines and Steamers

#### 300-HF (5 GPM)

- ⇒ Larger Ice Machines and Other Equipment



### 300 Series Water Filter Systems

Part#	Capacity	Flow Rate	Life Span	LIST PRICE
BKHL-300	300 Series Water Filter System	10,000 Gal	2.5GPM	
BKHL-300G	300 Series Water Filter System w/ Gauge	10,000 Gal	2.5GPM	
BKHL-300TWN	300 Series Twin Water Filter System	10,000 Gal	2.5GPM	
BKHL-300TRPL	300 Series Triple Water Filter System	15,000 Gal	2.5GPM	
BKHL-300HF	High Flow Water Filter System 5GPM	15,000 Gal	5GPM	

### Replacement Cartridges

Part#	Description	LIST PRICE
BKHL-350	300 Series Carbon/KDF Cartridge	
BKHL-310	300 Series Sediment Cartridge	
BKHL-310-HF	300 Series High Flow Sediment Cartridge	



BKHL-300

BKHL-300G



BKHL-300TRPL



BKHL-350



BKHL-300TWN

# Individual Water Supply Lines




## Individual Water Supply Line

Inside Diameter	Length	Water Line Only	LIST PRICE
1/4"	48"	WSL-2548	
1/4"	72"	WSL-2572	
3/8"	48"	WSL-3848	
3/8"	72"	WSL-3872	
1/2"	48"	WSL-5048	
1/2"	72"	WSL-5072	

## Quick Disconnect

Easily connects and disconnects water line from water conection and/or appliance for equipment maintenance and cleaning.



Size	Part #	LIST PRICE
1/4"	WSL-QDC-25	
3/8"	WSL-QDC-38	
1/2"	WSL-QDC-50	

# Water Supply Line Kits



## Water Supply Line Kit #1

- Includes:
- Water Line
  - Male to Female Adapter

Inside Diameter	Length	Water Line & Hardware
1/4"	48"	WSL-2548-WLK1
1/4"	72"	WSL-2572-WLK1
3/8"	48"	WSL-3848-WLK1
3/8"	72"	WSL-3872-WLK1



## Water Supply Line Kit #2

- Includes:
- Water Line
  - Male to Male Adapter

Inside Diameter	Length	Water Line & Hardware
1/2"	48"	WSL-5048-WLK2
1/2"	72"	WSL-5072-WLK2

## 90° Male to Male Elbow



Size	Part #	LIST PRICE
1/4"	WSL-90E25	
3/8"	WSL-90E38	
1/2"	WSL-90E50	



## Water Supply Line Kit #3

- Includes:
- Water Line
  - Male to Female Adapter
  - Quick Disconnect

Inside Diameter	Length	Water Line & Hardware
1/4"	48"	WSL-2548-WLK3
1/4"	72"	WSL-2572-WLK3
3/8"	48"	WSL-3848-WLK3
3/8"	72"	WSL-3872-WLK3



## Water Supply Line Kit #4

- Includes:
- Water Line
  - Male to Male Adapter
  - Quick Disconnect

Inside Diameter	Length	Water Line & Hardware
1/2"	48"	WSL-5048-WLK4
1/2"	72"	WSL-5072-WLK4

## 90° Male to Female Elbow



Size	Part #	LIST PRICE
1/4"	WSL-90MF25	
3/8"	WSL-90MF38	
1/2"	WSL-90MF50	



# SET-PRO™

PROFESSIONAL EQUIPMENT  
PLACEMENT SYSTEM



- Comes in a set of two (2)
- Consistent Placement of Caster-mounted Equipment
- 16ga T-304 Stainless Steel
- Includes Mounting Hardware & Caulk
- Reduces Gas Hose Wear & Tear
- Meets NFPA codes 17A (5.6.4) and 96 (12.1.2.3)
- Patented Product # D 817,161

Available in sets of 2 or in our most popular kit sizes


### Set-Pro™

Part #

BKG-CS

## New & In Stock! Complete Set-Pro™ & Swivel Pro™ Connection Kits

# swivel PRO™



Does not restrict flow!  
2 points of 360° Rotation!

Available Individually  
or in SW3 Kits!


### Swivel Pro™

Size Part #


1/2" BKG-50SW

3/4" BKG-75SW

1" BKG-100SW



Packaged in POP Box



Packaged in POP Box

### Set-Pro™ Connection Kit

Inside Diameter	Length	Gas Hose & Hardware
1/2"	48"	BKG-GHC-5048-SWSP3
3/4"	36"	BKG-GHC-7536-SWSP3
3/4"	48"	BKG-GHC-7548-SWSP3
3/4"	60"	BKG-GHC-7560-SWSP3



New Kits Available!



### Set-Pro™ Connection Kit #3

Inside Diameter	Length	Gas Hose & Hardware	LIST PRICE
1/2"	48"	BKG-GHC-5048-SP3	
3/4"	36"	BKG-GHC-7536-SP3	
3/4"	48"	BKG-GHC-7548-SP3	
3/4"	60"	BKG-GHC-7560-SP3	



Packaged in POP Box



Swivel Pro™ Connection Kit

Inside Diameter	Length	Gas Hose & Hardware
1/2"	24"	BKG-GHC-5024-SW3
1/2"	36"	BKG-GHC-5036-SW3
1/2"	48"	BKG-GHC-5048-SW3
1/2"	60"	BKG-GHC-5060-SW3
1/2"	72"	BKG-GHC-5072-SW3
3/4"	24"	BKG-GHC-7524-SW3
3/4"	36"	BKG-GHC-7536-SW3
3/4"	48"	BKG-GHC-7548-SW3
3/4"	60"	BKG-GHC-7560-SW3
3/4"	72"	BKG-GHC-7572-SW3
1"	24"	BKG-GHC-10024-SW3
1"	36"	BKG-GHC-10036-SW3
1"	48"	BKG-GHC-10048-SW3
1"	60"	BKG-GHC-10060-SW3
1"	72"	BKG-GHC-10072-SW3



Packaged in POP Box



2x Swivel Pro™ Connection Kit

Inside Diameter	Length	Gas Hose & Hardware
1/2"	24"	BKG-GHC-5024-2SW3
1/2"	36"	BKG-GHC-5036-2SW3
1/2"	48"	BKG-GHC-5048-2SW3
1/2"	60"	BKG-GHC-5060-2SW3
1/2"	72"	BKG-GHC-5072-2SW3
3/4"	24"	BKG-GHC-7524-2SW3
3/4"	36"	BKG-GHC-7536-2SW3
3/4"	48"	BKG-GHC-7548-2SW3
3/4"	60"	BKG-GHC-7560-2SW3
3/4"	72"	BKG-GHC-7572-2SW3
1"	24"	BKG-GHC-10024-2SW3
1"	36"	BKG-GHC-10036-2SW3
1"	48"	BKG-GHC-10048-2SW3
1"	60"	BKG-GHC-10060-2SW3
1"	72"	BKG-GHC-10072-2SW3



Packaged in POP Box



Gas Hose Connection Kit #9

Inside Diameter	Length	Gas Hose & Hardware
1/2"	24"	BKG-GHC-5024-SCK9
1/2"	36"	BKG-GHC-5036-SCK9
1/2"	48"	BKG-GHC-5048-SCK9
1/2"	60"	BKG-GHC-5060-SCK9
1/2"	72"	BKG-GHC-5072-SCK9
3/4"	24"	BKG-GHC-7524-SCK9
3/4"	36"	BKG-GHC-7536-SCK9
3/4"	48"	BKG-GHC-7548-SCK9
3/4"	60"	BKG-GHC-7560-SCK9
3/4"	72"	BKG-GHC-7572-SCK9
1"	24"	BKG-GHC-10024-SCK9
1"	36"	BKG-GHC-10036-SCK9
1"	48"	BKG-GHC-10048-SCK9
1"	60"	BKG-GHC-10060-SCK9
1"	72"	BKG-GHC-10072-SCK9

Gas Hose Break Down

Heavy Duty T-304  
Corrugated  
Stainless Steel Hose



T-304 Stainless Steel  
Radial Wrap



Protective  
Translucent Coating



Rotational Fitting  
at Both Ends



Meets ANSI Codes:

- Z21.69a
- Z21.69b
- Z21.69-2002
- Z21.41a-2005
- Z21.41b-2010
- Z21.41-2003

ANSI Z21.69 STATES:

Caster mounted equipment shall be installed with a restraining device, which prevents the transmission of stress to the hose.

## Pro Plumber Kits - Gas Hose Connection Kits - Individual Gas Hoses



Custom Kit for the Professional Plumber

Packaged in POP Box

### Gas Hose Connection Kit #2

Inside Diameter	Length	Gas Hose & Hardware
1/2"	24"	BKG-GHC-5024-SCK2
1/2"	36"	BKG-GHC-5036-SCK2
1/2"	48"	BKG-GHC-5048-SCK2
1/2"	60"	BKG-GHC-5060-SCK2
1/2"	72"	BKG-GHC-5072-SCK2
3/4"	24"	BKG-GHC-7524-SCK2
3/4"	36"	BKG-GHC-7536-SCK2
3/4"	48"	BKG-GHC-7548-SCK2
3/4"	60"	BKG-GHC-7560-SCK2
3/4"	72"	BKG-GHC-7572-SCK2
1"	24"	BKG-GHC-10024-SCK2
1"	36"	BKG-GHC-10036-SCK2
1"	48"	BKG-GHC-10048-SCK2
1"	60"	BKG-GHC-10060-SCK2
1"	72"	BKG-GHC-10072-SCK2



Packaged in POP Box

### Gas Hose Connection Kit #3

Inside Diameter	Length	Gas Hose & Hardware
1/2"	24"	BKG-GHC-5024-SCK3
1/2"	36"	BKG-GHC-5036-SCK3
1/2"	48"	BKG-GHC-5048-SCK3
1/2"	60"	BKG-GHC-5060-SCK3
1/2"	72"	BKG-GHC-5072-SCK3
3/4"	24"	BKG-GHC-7524-SCK3
3/4"	36"	BKG-GHC-7536-SCK3
3/4"	48"	BKG-GHC-7548-SCK3
3/4"	60"	BKG-GHC-7560-SCK3
3/4"	72"	BKG-GHC-7572-SCK3
1"	24"	BKG-GHC-10024-SCK3
1"	36"	BKG-GHC-10036-SCK3
1"	48"	BKG-GHC-10048-SCK3
1"	60"	BKG-GHC-10060-SCK3
1"	72"	BKG-GHC-10072-SCK3



Packaged in Plastic Tube

### Gas Hose Quick Disconnect Connection Kit

Inside Diameter	Length	Gas Hose & Hardware
1/2"	24"	BKG-GHC-5024-QD-PT
1/2"	36"	BKG-GHC-5036-QD-PT
1/2"	48"	BKG-GHC-5048-QD-PT
1/2"	60"	BKG-GHC-5060-QD-PT
1/2"	72"	BKG-GHC-5072-QD-PT
3/4"	24"	BKG-GHC-7524-QD-PT
3/4"	36"	BKG-GHC-7536-QD-PT
3/4"	48"	BKG-GHC-7548-QD-PT
3/4"	60"	BKG-GHC-7560-QD-PT
3/4"	72"	BKG-GHC-7572-QD-PT
1"	24"	BKG-GHC-10024-QD-PT
1"	36"	BKG-GHC-10036-QD-PT
1"	48"	BKG-GHC-10048-QD-PT
1"	60"	BKG-GHC-10060-QD-PT
1"	72"	BKG-GHC-10072-QD-PT




Packaged in Plastic Tube

### GAS HOSE ONLY in POP Merchandising Plastic Tube

Inside Diameter	Length	Gas Hose & P.O.P Display Tube
1/2"	24"	BKG-GHC-5024-PT
1/2"	36"	BKG-GHC-5036-PT
1/2"	48"	BKG-GHC-5048-PT
1/2"	60"	BKG-GHC-5060-PT
1/2"	72"	BKG-GHC-5072-PT
3/4"	24"	BKG-GHC-7524-PT
3/4"	36"	BKG-GHC-7536-PT
3/4"	48"	BKG-GHC-7548-PT
3/4"	60"	BKG-GHC-7560-PT
3/4"	72"	BKG-GHC-7572-PT
1"	24"	BKG-GHC-10024-PT
1"	36"	BKG-GHC-10036-PT
1"	48"	BKG-GHC-10048-PT
1"	60"	BKG-GHC-10060-PT
1"	72"	BKG-GHC-10072-PT

# swivel PRO™



Does not restrict flow!  
2 points of 360° Rotation!

### Swivel Pro™

Size	Part #
1/2"	BKG-50SW
3/4"	BKG-75SW
1"	BKG-100SW



# SET-PRO™

PROFESSIONAL EQUIPMENT  
PLACEMENT SYSTEM



### Set-Pro™

Part #
BKG-CS

WARRANTED  
5  
YEARS



## Stationary Gas Hose Kit

Inside Diameter	Length	Model #	Connectors included
3/4"	36"	BKG-SHC-7536-MM	(2) Male
3/4"	36"	BKG-SHC-7536-FF	(2) Female
3/4"	36"	BKG-SHC-7536-MF	(1) Male (1) Female
3/4"	48"	BKG-SHC-7548-MM	(2) Male
3/4"	48"	BKG-SHC-7548-FF	(2) Female
3/4"	48"	BKG-SHC-7548-MF	(1) Male (1) Female

## Shut-Off "Ball-Valve"

Required by code to allow for manual shut-off of gas within six feet of appliance.



Size	Part #
1/2"	BKG-BV50
3/4"	BKG-BV75
1"	BKG-BV100

## Quick Disconnect

Easily connects and disconnects gas hose from wall and or appliance for equipment maintenance and cleaning. ANSI Z21.41.2003



Size	Part #
1/2"	BKG-QDC-50
3/4"	BKG-QDC-75
1"	BKG-QDC-100

## Restraining Cable Kit

Secures appliance from exceeding recommended distance from wall. ANSI Z21.69b



Fits Hose Length	Part #
24"	BKG-RCK-24
36"	BKG-RCK-36
48"	BKG-RCK-48
60"	BKG-RCK-60
72"	BKG-RCK-72

## 90° Male to Female Fitting



Size	Part #
1/2"	BKG-90E50
3/4"	BKG-90E75
1"	BKG-90E100



### Individual Gas Hose



Inside Diameter	Length	PVC Gas Hose
1/2"	24"	BKG-GHC-5024
1/2"	36"	BKG-GHC-5036
1/2"	48"	BKG-GHC-5048
1/2"	60"	BKG-GHC-5060
1/2"	72"	BKG-GHC-5072
3/4"	24"	BKG-GHC-7524
3/4"	36"	BKG-GHC-7536
3/4"	48"	BKG-GHC-7548
3/4"	60"	BKG-GHC-7560
3/4"	72"	BKG-GHC-7572
1"	24"	BKG-GHC-10024
1"	36"	BKG-GHC-10036
1"	48"	BKG-GHC-10048
1"	60"	BKG-GHC-10060
1"	72"	BKG-GHC-10072

## FREE GAS HOSE DISPLAY RACKS

#### Gas Hose Display Includes:

- (2) Adjustable Shelves
- (20) J-hooks
- (1) Gas Hose Header Board



36" Display Shown

**48" Gas Hose Display Rack** Holds 48 Gas Hose Kits (DISP3)  
**36" Gas Hose Display Rack** Holds 36 Gas Hose Kits (DISP4)

**Build Your Own 36" or 48" Gas Hose Kit Display Rack**  
 Receive A Free 36" or 48" Display Rack with the purchase of 36 or 48 POP Gas Hose Kits.

**Build Your Own Mobile Stand Kit**  
 Receive A Free Mobile Stand with the purchase of 16 individual hoses.

(1) gas hose kit display rack and (1) mobile stand kit per customer



**Mobile Stand Kit**  
 Holds 16 ea. Gas Hoses (BK-GHMR)

#### Meets ANSI Codes:

- Z21.69a
- Z21.69b
- Z21.69-2002
- Z21.41a-2005
- Z21.41b-2010
- Z21.41-2003

### Gas Hose Connection Kit Parts List



Swivel Pro™



Set-Pro™



90° Female Elbows



Threaded Nipples



Restraining Cable & Hardware



Shut-Off Ball Valve



Quick Disconnect



90° Street Elbows



# FREE BK Resources Display Stand



**CONTACT YOUR LOCAL SALES REPRESENTATIVE FOR MORE INFO ON THIS PROGRAM**

**DISP1 Display Stand Includes:**

- (1) BK Resources Header Board
- (2) Adjustable Shelves
- (1) Base Shelf
- (20) J-Hooks
- (9) Total Faucet Display Pods:
  - (4) 4" Faucet Display Pods
    - (2) Splash Mount (2) Deck Mount
  - (4) 8" Faucet Display Pods
    - (2) Splash Mount (2) Deck Mount
  - (1) Lever Drain Mount

**Choose Your Display**

Choose between a faucet display configuration (DISP1) OR merchandising configuration (DISP2).

**Gas Hose Displays Available on Page 5**

**DISP2 Display Stand Includes:**

- (1) BK Resources Header Board
- (2) Adjustable Shelves
- (1) Base Shelf
- (20) J-Hooks



**(DISP1)  
Faucet Display Configuration**

**Items available for this special promotion include:**

- All Plumbing Products ("Lead Free Plumbing" section in this catalog)
- Plumbing Parts
- Gas Hoses, Kits, & Accessories
- Hand Sinks (9"x9" & 14"x10") & New Antimicrobial Hand Sink

Overall Dimensions:  
47.25" wide x 77.75" tall x 22" deep



**(DISP2)  
Merchandising Configuration**

\*\* Program subject to change at any time.

# LEAD FREE PLUMBING

**WE OFFER 3 LINES OF PLUMBING PRODUCTS  
CHOOSE THE BEST OPTION TO FIT YOUR NEEDS**



**Heavy Duty**

- Built to last
- Stainless Steel
- Longest Lasting Material
- Most Durable Valve
- 10 Year Warranty

**LEAD FREE**



**Heavy Duty**

- Built for High Volume Environments
- Heavy Duty Faucet Body
- Long Lasting Material
- Stainless Steel Housing On Valve
- 3 Year Warranty

**LEAD FREE**



**Standard Duty**

- Built for Low Volume Environments
- Economically Friendly
- 1 Year Warranty


**LEAD FREE**



\* Pre-Rinse hoses not included in faucet warranty.

**BK Resources has complied with and has been certified by:**

NSF International to ANSI/NSF Standard 61 Section 9, Drinking Water System Components – Health Effects. NSF International evaluated both the leaching of contaminants into drinking water from faucets.

Look for the  logo accompanied by the “NSF 61 Section 9” logo in our literature.



**ANSI 372 Compliant** 



# Imperial Series Pre-Rinse SPRAY HEADS



Low Flow  
Less Than 1.25 GPM  
& 60 PSI



All Imperial units are available with a  
**Vari-Spray™ Nozzle**  
or  
**Tri-Spray™ Nozzle**

## Vari-Spray™

## Tri-Spray™



### Vari-Spray™



**Limitless Spray Patterns**

Limitless spray patterns, from a powerful jet to a wide cone.



Flow Rate: Less than 1.25 gpm @ 60 psi



### Tri-Spray™



**3 Spray Patterns**

#### Solid Stream



Flow Rate: 0.99 gpm @ 60 psi

#### Small Fan Spray



Flow Rate: 0.92 gpm @ 60 psi

#### Wide Fan Spray

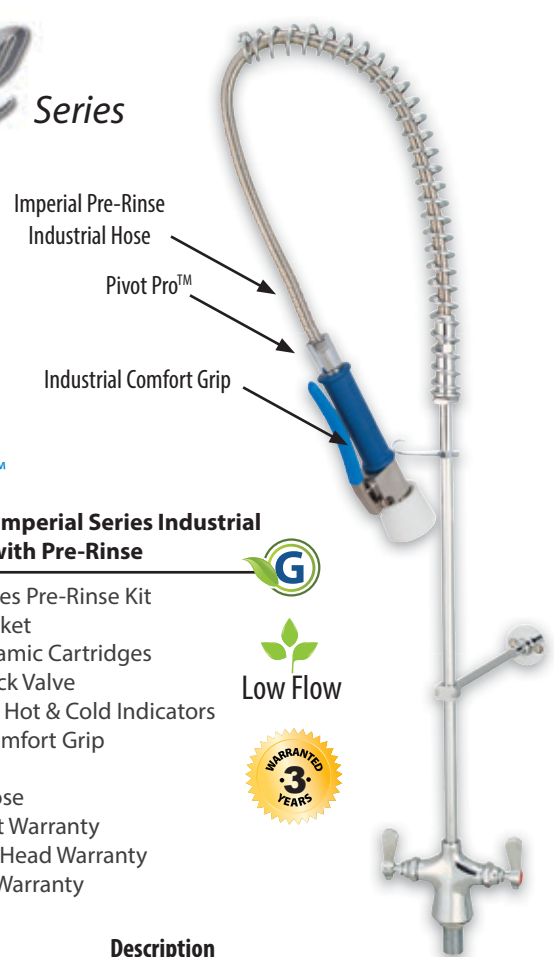
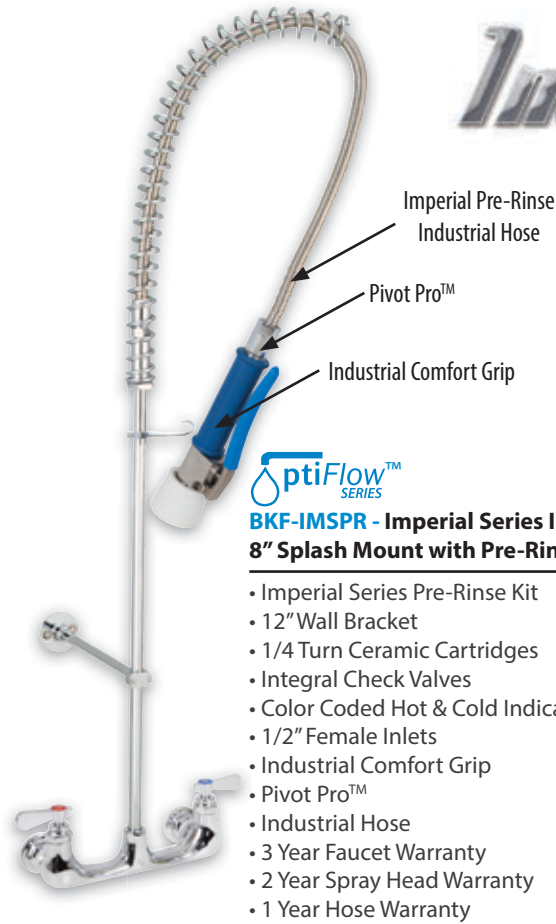


Flow Rate: 0.91 gpm @ 60 psi



# INDUSTRIAL

## Imperial Series



  
**BKF-IMSPR - Imperial Series Industrial 8" Splash Mount with Pre-Rinse**

- Imperial Series Pre-Rinse Kit
- 12" Wall Bracket
- 1/4 Turn Ceramic Cartridges
- Integral Check Valves
- Color Coded Hot & Cold Indicators
- 1/2" Female Inlets
- Industrial Comfort Grip
- Pivot Pro™
- Industrial Hose
- 3 Year Faucet Warranty
- 2 Year Spray Head Warranty
- 1 Year Hose Warranty



  
**BKF-IMDPR - Imperial Series Industrial Deck Mount with Pre-Rinse**

- Imperial Series Pre-Rinse Kit
- 12" Wall Bracket
- 1/4 Turn Ceramic Cartridges
- Integral Check Valve
- Color Coded Hot & Cold Indicators
- Industrial Comfort Grip
- Pivot Pro™
- Industrial Hose
- 3 Year Faucet Warranty
- 2 Year Spray Head Warranty
- 1 Year Hose Warranty





Part Number	Description
BKF-IMSPR-WB-G	Tri-Spray Nozzle Included
 BKF-IMSVS-WB-G	Vari-Spray Nozzle Included

Part Number	Description
BKF-IMDPR-WB-G	Tri-Spray Nozzle Included
 BKF-IMDVS-WB-G	Vari-Spray Nozzle Included

## The Industrial - Imperial Series is our Top of the Line Model

- Industrial Comfort Grip
- Pivot Pro™
- Imperial Pre-Rinse Industrial Hose
- Low Flow



\*Accessories are interchangeable with other BK Faucet / Pre-Rinse Products.

**FOR REPLACEMENT PARTS**

See Page 31

# COMMERCIAL

## Imperial Series

**LEAD FREE**  
ANSI 372 Compliant



**Tri-Spray™ Nozzle**  
0.99 gpm



**Vari-Spray™ Nozzle**  
1.25 gpm



**Heavy Duty OptiFlow™  
Splash Mount**



BKF-CSPR-WB-AF12-G

**BKF-CSPR-WB-G - Imperial Series Commercial 8" Heavy Duty Splash Mount with Pre-Rinse**

- Imperial Series Commercial Pre-Rinse Kit
- Heavy Duty OptiFlow Faucet
- 12" Wall Bracket
- 1/4 Turn Ceramic Cartridges
- Integral Check Valves
- Color Coded Hot & Cold Indicators
- 1/2" Female Inlets
- 3 Year Faucet Warranty
- 2 Year Spray Head Warranty
- 1 Year Hose Warranty




Part Number	Description	Spray Head
BKF-CSPR-WB-G	No Add-a-Faucet	
BKF-CSPR-WB-AF12-G	12" Add-a-Faucet	
<b>NEW</b> BKF-CSVS-WB-G	No Add-a-Faucet	
<b>NEW</b> BKF-CSVS-WB-AF12-G	12" Add-a-Faucet	



**Tri-Spray™ Nozzle**  
0.99 gpm



**Vari-Spray™ Nozzle**  
1.25 gpm



**Heavy Duty OptiFlow™  
Deck Mount**



BKF-CDPR-WB-G

**BKF-CDPR-WB-G - Imperial Series Commercial Deck Mount with Pre-Rinse**

- Imperial Series Commercial Pre-Rinse Kit
- Heavy Duty OptiFlow Faucet
- 12" Wall Bracket
- 1/4 Turn Ceramic Cartridges
- Integral Check Valves
- Color Coded Hot & Cold Indicators
- 1/2" Female Inlets
- 3 Year Faucet Warranty
- 2 Year Spray Head Warranty
- 1 Year Hose Warranty



Part Number	Description	Spray Head
BKF-CDPR-WB-G	No Add-a-Faucet	
BKF-CDPR-WB-AF12-G	12" Add-a-Faucet	
<b>NEW</b> BKF-CDVS-WB-G	No Add-a-Faucet	
<b>NEW</b> BKF-CDVS-WB-AF12-G	12" Add-a-Faucet	

**!** WARNING: Cancer and Reproductive Harm P65Warnings.ca.gov - all products on this page

# STANDARD *Imperial* Series

## Our Most Economical Imperial Pre-Rinse



**Tri-Spray™ Nozzle**  
0.99 gpm



**Vari-Spray™ Nozzle**  
1.25 gpm



**Standard Duty WorkForce™**  
Splash Mount





### BKF-SVSPR-WB-G - Imperial Series Standard 8" Standard Duty Splash Mount with Pre-Rinse

- Imperial Series Pre-Rinse Kit
- Standard Duty WorkForce Faucet
- 12" Wall Bracket
- 1/4 Turn Ceramic Cartridges
- Integral Check Valves
- Color Coded Hot & Cold Indicators
- 1/2" Female Inlets
- 1 Year Faucet Warranty
- 2 Year Spray Head Warranty
- 1 Year Hose Warranty



Low Flow

Part Number	Description	Spray Head
BKF-SVSPR-WB-G	No Add-a-Faucet	
BKF-SVSPR-WB-AF12-G	12" Add-a-Faucet	
 BKF-SVSVS-WB-G	No Add-a-Faucet	
 BKF-SVSVS-WB-AF12-G	12" Add-a-Faucet	



**Save Water.  
Save Energy.  
Save Money.**




**Every Drop Counts!**

 **WARNING: Cancer and Reproductive Harm P65Warnings.ca.gov - all products on this page**

**MINI PRE-RINSE**

- Reduced Size for Food Trucks and other Tight Spaces
- Triple-Ply Hose Rated to 300 PSI
- 1/4 Turn Ceramic Cartridges
- Integral Check Valves
- 3 Year Faucet Warranty
- 1 Year Hose Warranty



**ptiFlow™**  
SERIES

Part Number	Description
BKF-4DM-MINI	4" O.C. Faucet (BKF-4DM)
BKF-4HD-MINI	4" O.C. Faucet (BKF4HD)
BKF-DMPR-MINI	Single Hole Faucet
BKF-8DM-MINI	8" O.C. Faucet (BKF-8DM)
BKF-8HD-MINI	8" O.C. Faucet (BKF8HD)



**FOR REPLACEMENT PARTS & ADD-A-FAUCETS**  
! See Page 31 - 32

**BKF-VSMPR-G**

**8" Value Splash Mount Pre-Rinse**

- Triple-Ply Hose Rated to 300 PSI
- 12" Wall Bracket
- 1/4 Turn Ceramic Cartridges
- Color Coded Hot & Cold Indicators
- 1/2" Female Inlets

**workFORCE™**  
SERIES



Shown as BKF-VSMPR-WB-AF12-G

Part Number	Description
BKF-LF-VSMPR-WB-G	Low Flow - No Add-a-Faucet
BKF-VSMPR-WB-G	No Add-a-Faucet
BKF-VSMPR-WB-AF8-G	8" Add-a-Faucet
BKF-VSMPR-WB-AF10-G	10" Add-a-Faucet
BKF-VSMPR-WB-AF12-G	12" Add-a-Faucet
BKF-VSMPR-WB-AF14-G	14" Add-a-Faucet

**BKF-SMPR-WB-G†**

**8" Splash Mount Heavy Duty Pre-Rinse**

- Triple-Ply Hose Rated to 300 PSI
- 12" Wall Bracket
- 1/4 Turn Ceramic Cartridges
- 3 Year Faucet Warranty
- 1 Year Hose Warranty
- Integral Check Valves
- Color Coded Hot & Cold Indicators
- 1/2" Female Inlets



**ptiFlow™**  
SERIES

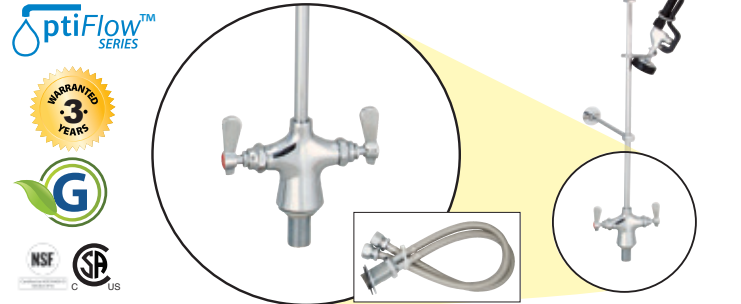


Part Number	Description
* BKF-LF-SMPR-WB-G	Low Flow - No Add-a-Faucet
BKF-SMPR-WB-G	No Add-a-Faucet
* BKF-SMPR-WB-AF8-G	8" Add-a-Faucet
* BKF-SMPR-WB-AF10-G	10" Add-a-Faucet
* BKF-SMPR-WB-AF12-G	12" Add-a-Faucet
* BKF-SMPR-WB-AF14-G	14" Add-a-Faucet

**BKF-DMPR-WB-G†**

**Deck Mount Pre-Rinse**

- Triple-Ply Hose Rated to 300 PSI
- 12" Wall Bracket
- 1/4 Turn Ceramic Cartridges
- Integral Check Valves
- Color Coded Hot & Cold Indicators
- 3 Year Faucet Warranty
- 1 Year Hose Warranty



**ptiFlow™**  
SERIES



Part Number	Description
* BKF-LF-DMPR-WB-G	Low Flow - No Add-a-Faucet
BKF-DMPR-WB-G	No Add-a-Faucet
* BKF-DMPR-WB-AF8-G	8" Add-a-Faucet
* BKF-DMPR-WB-AF10-G	10" Add-a-Faucet
* BKF-DMPR-WB-AF12-G	12" Add-a-Faucet
* BKF-DMPR-WB-AF14-G	14" Add-a-Faucet

H/C Mixing Hoses Included

**NOTE:** (\*) We have combined NSF Certified components to offer you a greater value. (Example: BKF-SMPR-WB-AF12-G) Though these part numbers are not Certified by NSF, each component that makes up the following part numbers are individually Certified by NSF and are thereby approved for use in your facility. For more information, please call 888-310-4393.

**! WARNING: Cancer and Reproductive Harm P65Warnings.ca.gov - all products on this page**





**BKF-SWMPR-WB-G**  
**Single Valve Wall Mount**

- Triple-Ply Hose Rated to 300 PSI
- 12" Wall Bracket
- 1/4 Turn Ceramic Cartridge
- Integral Check Valve
- 1/2" Female Inlet
- 3 Year Faucet Warranty
- 1 Year Hose Warranty

**Part Number**

\* BKF-LF-SWMPR-WB-G 

BKF-SWMPR-WB-G 



**BKF-SDMPR-WB-G**  
**Single Valve Deck Mount**

- Triple-Ply Hose Rated to 300 PSI
- 12" Wall Bracket
- 1/4 Turn Ceramic Cartridges
- Integral Check Valve
- 3 Year Faucet Warranty
- 1 Year Hose Warranty

**Part Number**

\* BKF-LF-SDMPR-WB-G 

BKF-SDMPR-WB-G 



**BKF-BWMPR-WB-G**  
**Wall Mount Base - No Valve**

- Triple-Ply Hose Rated to 300 PSI
- 12" Wall Bracket
- 1/2" Female Inlet
- 3 Year Faucet Warranty
- 1 Year Hose Warranty

**Part Number**

\* BKF-LF-BWMPR-WB-G 

BKF-BWMPR-WB-G 



**BKF-BDMPR-WB-G**  
**Deck Mount Base - No Valve**

- Triple-Ply Hose Rated to 300 PSI
- 12" Wall Bracket
- 3 Year Base Warranty
- 1 Year Hose Warranty

**Part Number**

\* BKF-LF-BDMPR-WB-G 


BKF-BDMPR-WB-G 



**BKF-8HDDPR-WB-G<sup>†</sup>**  
**8" Deck Mount Pre-Rinse**

- Triple-Ply Hose Rated to 300 PSI
- 12" Wall Bracket
- 1/4 Turn Ceramic Cartridges
- Integral Check Valves
- Color Coded Hot & Cold Indicators
- 1/2" Female Inlets
- 3 Year Faucet Warranty
- 1 Year Hose Warranty

**Part Number**

\* BKF-LF-8HDDPR-WB-G 

BKF-8HDDPR-WB-G 



**BKF-4HDDPR-WB-G<sup>†</sup>**  
**4" Deck Mount Pre-Rinse**

- Triple-Ply Hose Rated to 300 PSI
- 12" Wall Bracket
- 1/4 Turn Ceramic Cartridges
- Integral Check Valves
- Color Coded Hot & Cold Indicators
- 1/2" Female Inlets
- 3 Year Faucet Warranty
- 1 Year Hose Warranty

**Part Number**

\* BKF-LF-4HDDPR-WB-G 

BKF-4HDDPR-WB-G 

<sup>†</sup> ASME 112.18.1 / CSA B125.1

 **WARNING: Cancer and Reproductive Harm P65Warnings.ca.gov - all products on this page**

# SENSOR FAUCETS



## Did You Know?

According to the EPA, 31% of water used by restaurant or food service establishments takes place in restrooms. For more info, go to [www.epa.gov/watersense](http://www.epa.gov/watersense).

**FOR REPLACEMENT PARTS**

See Pg. 30



**LEAD FREE**  
ANSI 372 Compliant

- Water & Energy Conservation (0.5 gpm flow rate)
- Minimum Sensor Range: 3 5/32"
- Maximum Sensor Range: 11 13/16'
- 2 Year Warranty
- Lead Free Product
- Maximum Operating Temperature 40-158°F
- Operating Pressure: 7-100 PSI
- Security Time: The faucet will shut down automatically after 90 sec.
- Single Hole Chrome Plated Touch Free Faucet for Cold or Premixed Water



BKF-JET-G



See Page 27 for details.

### BKF-JET-G - Jet Faucet

- Available with a 9V Battery or a 9V Transformer
- Adjustable Sensor Settings by Remote Control (Sold Separately)

**Part Number Power Supply**

BKF-JET-9B-G	Battery
BKF-JET-9T-G	Transformer
BKF-JET-9H-G	Hardwire



BKF-KAI-G



See Page 27 for details.

### BKF-KAI-G - Kai Faucet

- Available with a 9V Battery or a 9V Transformer
- Adjustable Sensor Settings by Remote Control (Sold Separately)

**Part Number Power Supply**

BKF-KAI-9B-G	Battery
BKF-KAI-9T-G	Transformer
BKF-KAI-9H-G	Hardwire



BKF-CAS-G

### BKF-CAS-G - Cascade Faucet

- Integrated Plate to Cover Existing Holes
- Dual Power Input Box Unit that Allows Operating the Integrated Battery Backup, for Normal Use During Power Supply Failures, when a 9V Battery is Added (Lithium Battery Recommended)
- No remote functionality

**Part Number Power Supply**

BKF-CAS-9B-G	Battery
BKF-CAS-9T-G	Transformer
BKF-CAS-9H-G	Hardwire

## Splash/Deck Mount Electronic Faucet



SHOWN AS:  
BKF-SEF-3G

- 3 1/2" Gooseneck Spout
- Adjustable Temp. Setting
- Optional Low-Flow Aerator

**Part Number Spout Mounting**

BKF-SEF-3G	Splash
BKF-DEF-3G	Deck



SHOWN AS:  
BKF-DEF-3G

- Battery or Plug-In Power Supply Options

**WARNING: Cancer and Reproductive Harm P65Warnings.ca.gov - all products on this page**

# METERING FAUCETS



- Water & Energy Conservation (0.5 gpm flow rate) Vandal Resistant Aerator
- 1-3/4" Vandal Proof MVP Metering Push Handle
- Metering Adjustable Cycle Time Closure Cartridge
- 3 Year Warranty
- Lead Free Product
- Operating Temperature 40-140°F
- Operating Pressure: 20-125 PSI
- 1/2" NPSM Supply Inlet with Coupling Nut for 3/8" or 1/2" Flexible Riser



**LEAD FREE**  
ANSI 372 Compliant



**MF-4D-G - 4" Deck Mounted Hot and Cold Water Metering Faucet**



- 4" Fixed Center Two Hole Polished Chrome Plated Metering Faucet
- 2" Center to Center Integral Cast Brass Spout

Part Number	LIST PRICE
MF-4D-G	



**MF-1D-G - Deck Mounted Single Supply Metering Faucet**



- Single Hole Polished Chrome Plated Metering Faucet
- Integral Cast Brass Spout

Part Number	LIST PRICE
MF-1D-G	




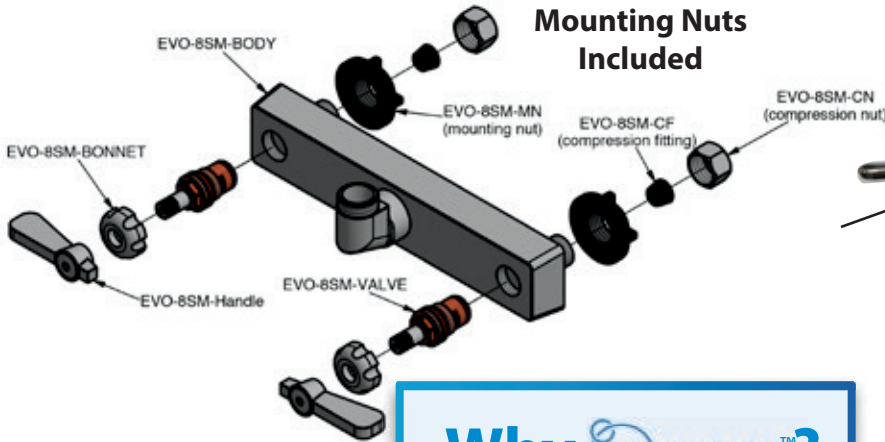
## Replacement Parts for Metering Faucets

Part Number	Description	LIST PRICE
MF-MV	Metering Valve	
MF-PH	Push Cap	
MF-BT	Bonnet	
MF-4D-AER	Aerator Assembly for MF-4D	
MF-1D-AER	Aerator Assembly for MF-1D	
MF-KIT	Push Cap, Bonnet, Valve, and Red & Blue Temp Indicators	






# STAINLESS STEEL FAUCETS



## Why EVOLUTION™?

- T-304 Stainless Steel Precision Machined Construction
- Mounting Nuts Included
- 10 Year Warranty
- Suitable for All Types of Drinking Water
- More Durable than Brass
- Less Susceptible to Corrosion than Brass
- 1/4 Turn Ceramic Cartridges
- Integral Check Valves
- Chrome Plated Cover
- Double O-Ring Spout Seal
- Full Replacement Parts Available
- Lead-Free Compliant

## Evolution Stem / Valve Diagram







**EVO-4SM**  
**4" Splash Mount**  
**T-304 Stainless Steel Faucet**

- T-304 Cast Stainless Steel
- Stainless Steel Spout
- 1/4 Turn Ceramic Cartridges
- Integral Check Valve
- Chrome Plated Metal Cover



Part Number	Spout Type
EVO-4SM-XX	Body Only
EVO-4SM-6	6" Swing
EVO-4SM-8	8" Swing
EVO-4SM-10	10" Swing
EVO-4SM-12	12" Swing
EVO-4SM-14	14" Swing
EVO-4SM-16	16" Swing
EVO-4SM-18	18" DJ Swing
EVO-4SM-4G	4 1/2" Gooseneck
EVO-4SM-5G	5" Gooseneck
EVO-4SM-8G	8" Gooseneck



**EVO-4DM**  
**4" Deck Mount**  
**T-304 Stainless Steel Faucet**

- T-304 Cast Stainless Steel
- Stainless Steel Spout
- 1/4 Turn Ceramic Cartridges
- Integral Check Valve
- Chrome Plated Metal Cover



Part Number	Spout Type
EVO-4DM-XX	Body Only
EVO-4DM-6	6" Swing
EVO-4DM-8	8" Swing
EVO-4DM-10	10" Swing
EVO-4DM-12	12" Swing
EVO-4DM-14	14" Swing
EVO-4DM-16	16" Swing
EVO-4DM-18	18" DJ Swing
EVO-4DM-4G	4 1/2" Gooseneck
EVO-4DM-5G	5" Gooseneck
EVO-4DM-8G	8" Gooseneck



**EVO-8DM**  
**8" Deck Mount**  
**T-304 Stainless Steel Faucet**

- T-304 Cast Stainless Steel
- Stainless Steel Spout
- 1/4 Turn Ceramic Cartridges
- Integral Check Valve
- Chrome Plated Metal Cover



Part Number	Spout Type
EVO-8DM-XX	Body Only
EVO-8DM-6	6" Swing
EVO-8DM-8	8" Swing
EVO-8DM-10	10" Swing
EVO-8DM-12	12" Swing
EVO-8DM-14	14" Swing
EVO-8DM-16	16" Swing
EVO-8DM-18	18" DJ Swing
EVO-8DM-4G	4 1/2" Gooseneck
EVO-8DM-5G	5" Gooseneck
EVO-8DM-8G	8" Gooseneck



**EVO-8SM**  
**8" Splash Mount**  
**T-304 Stainless Steel Faucet**

- T-304 Cast Stainless Steel
- Stainless Steel Spout
- 1/4 Turn Ceramic Cartridges
- Integral Check Valve
- Chrome Plated Metal Cover



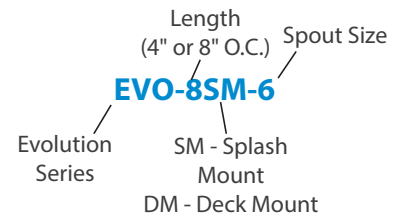
Part Number	Spout Type
EVO-8SM-XX	Body Only
EVO-8SM-6	6" Swing
EVO-8SM-8	8" Swing
EVO-8SM-10	10" Swing
EVO-8SM-12	12" Swing
EVO-8SM-14	14" Swing
EVO-8SM-16	16" Swing
EVO-8SM-18	18" DJ Swing
EVO-8SM-4G	4 1/2" Gooseneck
EVO-8SM-5G	5" Gooseneck
EVO-8SM-8G	8" Gooseneck



**FAUCETS COME WITH:**

- Stainless Steel Spouts & Waterways
- Mounting Kit
- 10 Year Warranty

**Specifying Key**



**8" Splash Mount Example:**

Part Number	Spout Size
EVO-8SM-6	6" Swing
EVO-8SM-8	8" Swing
EVO-8SM-10	10" Swing
EVO-8SM-12	12" Swing
EVO-8SM-14	14" Swing
EVO-8SM-16	16" Swing
EVO-8SM-18	18" DJ Swing
EVO-8SM-4G	4 1/2" Gooseneck
EVO-8SM-5G	5" Gooseneck
EVO-8SM-8G	8" Gooseneck



**BKF-C414-VR**  
**Aerator .5 GPM**

- Vandal Resistant
- Chrome Plated



**!** WARNING: Cancer and Reproductive Harm P65Warnings.ca.gov - all products on this page

## Why OptiFlow™?

- Heavy Duty has a 3 Year Warranty
- 1/4 Turn Ceramic Cartridges
- Integral Check Valves
- Color Coded Hot & Cold Indicators
- Double O-Ring Spout Seal
- High Polished Nickel Chrome Finish
- Full Replacement Parts Available



**BK Resources has complied with and has been certified by:**




NSF International to ANSI/NSF Standard 61 Section 9, Drinking Water System Components – Health Effects. NSF International evaluated both the leaching of contaminants into drinking water from faucets.



CSA International - Canada & U.S.

### Faucet Mounting Hardware



90° Elbow Not Included In BK-DMMK

Part Number	Faucet Use
BK-DMMK	Deck Mount
BK-SMMK-90	Splash Mount

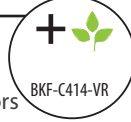
**NEW DESIGN! EASIER INSTALLATION!**

† ASME 112.18.1 / CSA B125.1



**BKF-4DM<sup>+</sup>**  
**4" Deck Mount Solid Body Faucet**

- 1/4 Turn Ceramic Cartridges
- Integral Check Valves
- Color Coded Hot & Cold Indicators



Part Number	Spout Type
BKF-4DM-6-G	6" Swing
BKF-4DM-8-G	8" Swing
BKF-4DM-10-G	10" Swing
BKF-4DM-12-G	12" Swing
BKF-4DM-14-G	14" Swing
BKF-4DM-16-G	16" Swing
BKF-4DM-18-G	18" DJ Swing
BKF-4DM-3G-G	3" Gooseneck
BKF-4DM-5G-G	5" Gooseneck
BKF-4DM-8G-G	8" Gooseneck
BKF-4DM-XX-G	Body Only



**BKF-4SM<sup>+</sup>**  
**4" Splash Mount Heavy Duty Solid Body Faucet**

- 1/4 Turn Ceramic Cartridges
- Integral Check Valve
- Color Coded Hot & Cold Indicators

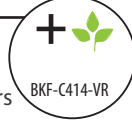


Part Number	Spout Type
BKF-4SM-6-G	6" Swing
BKF-4SM-8-G	8" Swing
BKF-4SM-10-G	10" Swing
BKF-4SM-12-G	12" Swing
BKF-4SM-14-G	14" Swing
BKF-4SM-16-G	16" Swing
BKF-4SM-18-G	18" DJ Swing
BKF-4SM-3G-G	3" Gooseneck
BKF-4SM-5G-G	5" Gooseneck
BKF-4SM-8G-G	8" Gooseneck
BKF-4SM-XX-G	Body Only



**BKF4HD<sup>+</sup>**  
**4" Deck Mount Heavy Duty Faucet**

- 1/4 Turn Ceramic Cartridges
- Integral Check Valves
- Color Coded Hot & Cold Indicators



Part Number	Spout Type
BK-DMMK	Suggested Mounting Kit
BKF4HD-6-G	6" Swing
BKF4HD-8-G	8" Swing
BKF4HD-10-G	10" Swing
BKF4HD-12-G	12" Swing
BKF4HD-14-G	14" Swing
BKF4HD-16-G	16" Swing
BKF4HD-18-G	18" DJ Swing
BKF4HD-3G-G	3" Gooseneck
BKF4HD-5G-G	5" Gooseneck
BKF4HD-8G-G	8" Gooseneck
BKF4HD-XX-G	Body Only



**BKF-4SM2**  
**4" Splash Mount Shallow Solid Body Faucet**


- 1/4 Turn Ceramic Cartridges
- Integral Check Valves
- Color Coded Hot & Cold Indicators



Part Number	Spout Type
BKF-4SM2-6-G	6" Swing
BKF-4SM2-8-G	8" Swing
BKF-4SM2-10-G	10" Swing
BKF-4SM2-12-G	12" Swing
BKF-4SM2-14-G	14" Swing
BKF-4SM2-16-G	16" Swing
BKF-4SM2-18-G	18" DJ Swing
BKF-4SM2-3G-G	3" Gooseneck
BKF-4SM2-5G-G	5" Gooseneck
BKF-4SM2-8G-G	8" Gooseneck
BKF-4SM2-XX-G	Body Only

**! WARNING: Cancer and Reproductive Harm P65Warnings.ca.gov - all products on this page**

## OptiFlow Stem /Valve Diagram



### Faucet Mounting Hardware



90° Elbow  
Not Included  
In BK-DMMK

Part Number	Faucet Use
BK-DMMK	Deck Mount
BK-SMMK-90	Splash Mount



### BKF<sup>+</sup> 8" Splash Mount Heavy Duty Faucet

- 1/4 Turn Ceramic Cartridges
- Integral Check Valve
- Color Coded Hot & Cold Indicators



Part Number	Spout Type
BK-SMMK-90	Suggested Mounting Kit
BKF-6-G	6" Swing
BKF-8-G	8" Swing
BKF-10-G	10" Swing
BKF-12-G	12" Swing
BKF-14-G	14" Swing
BKF-16-G	16" Swing
BKF-18-G	18" DJ Swing
BKF-3G-G	3" Gooseneck
BKF-5G-G	5" Gooseneck
BKF-8G-G	8" Gooseneck
BKF-XX-G	Body Only



### BKF8HD<sup>+</sup> 8" Deck Mount Heavy Duty Faucet

- 1/4 Turn Ceramic Cartridges
- Integral Check Valve
- Color Coded Hot & Cold Indicators



Part Number	Spout Type
BK-DMMK	Suggested Mounting Kit
BKF8HD-6-G	6" Swing
BKF8HD-8-G	8" Swing
BKF8HD-10-G	10" Swing
BKF8HD-12-G	12" Swing
BKF8HD-14-G	14" Swing
BKF8HD-16-G	16" Swing
BKF8HD-18-G	18" DJ Swing
BKF8HD-3G-G	3" Gooseneck
BKF8HD-5G-G	5" Gooseneck
BKF8HD-8G-G	8" Gooseneck
BKF8HD-XX-G	Body Only



WARNING: Cancer and Reproductive Harm P65Warnings.ca.gov - all products on this page



### BKF-8DM<sup>+</sup> 8" Deck Mount Heavy Duty Solid Body Faucet

- 1/4 Turn Ceramic Cartridges
- Integral Check Valve
- Color Coded Hot & Cold Indicators



Part Number	Spout Type
BKF-8DM-6-G	6" Swing
BKF-8DM-8-G	8" Swing
BKF-8DM-10-G	10" Swing
BKF-8DM-12-G	12" Swing
BKF-8DM-14-G	14" Swing
BKF-8DM-16-G	16" Swing
BKF-8DM-18-G	18" DJ Swing
BKF-8DM-3G-G	3" Gooseneck
BKF-8DM-5G-G	5" Gooseneck
BKF-8DM-8G-G	8" Gooseneck
BKF-8DM-XX-G	Body Only



### BKF-8SM 8" Splash Mount Heavy Duty Faucet

- 1/4 Turn Ceramic Cartridges
- Integral Check Valve
- Color Coded Hot & Cold Indicators



Part Number	Spout Type
BKF-8SM-6-G	6" Swing
BKF-8SM-8-G	8" Swing
BKF-8SM-10-G	10" Swing
BKF-8SM-12-G	12" Swing
BKF-8SM-14-G	14" Swing
BKF-8SM-16-G	16" Swing
BKF-8SM-18-G	18" DJ Swing
BKF-8SM-3G-G	3" Gooseneck
BKF-8SM-5G-G	5" Gooseneck
BKF-8SM-8G-G	8" Gooseneck
BKF-8SM-XX-G	Body Only



## Why workFORCE™?

- Standard Duty has a 1 Year Warranty
- Double O-Ring Spout Seal
- High Polished Nickel Chrome Finish
- Full Replacement Parts Available
- Lead-Free Compliant



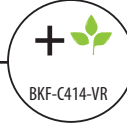
**BK Resources has been certified by:**

NSF International to ANSI/NSF Standard 61 Section 9, Drinking Water System Components – Health Effects. NSF International evaluated both the leaching of contaminants into drinking water from faucets. CSA International - Canada & U.S.



### BKF-8W<sup>†</sup> 8" Splash Mount Standard Duty Faucet

- 1/4 Turn Ceramic Cartridges
- Color Coded Hot & Cold Indicators



Part Number	Spout Type
BKF-8W-6-G	6" Swing
BKF-8W-8-G	8" Swing
BKF-8W-10-G	10" Swing
BKF-8W-12-G	12" Swing
BKF-8W-14-G	14" Swing
BKF-8W-16-G	16" Swing
BKF-8W-18-G	18" DJ Swing
BKF-8W-3G-G	3" Gooseneck
BKF-8W-5G-G	5" Gooseneck
BKF-8W-8G-G	8" Gooseneck
BKF-8W-XX-G	Body Only



### BK8D<sup>†</sup> 8" Deck Mount Standard Duty Faucet

- 1/4 Turn Ceramic Cartridges
- Color Coded Hot & Cold Indicators



Part Number	Spout Type
BK8D-6-G	6" Swing
BK8D-8-G	8" Swing
BK8D-10-G	10" Swing
BK8D-12-G	12" Swing
BK8D-14-G	14" Swing
BK8D-16-G	16" Swing
BK8D-18-G	18" DJ Swing
BK8D-3G-G	3" Gooseneck
BK8D-5G-G	5" Gooseneck
BK8D-8G-G	8" Gooseneck
BK8D-XX-G	Body Only

### Faucet Mounting Hardware



90° Elbow  
Not Included  
in BK-DMMK

LIST  
PRICE

Part Number	Faucet Use
BK-DMMK	Deck Mount
BK-SMMK-90	Splash Mount

**FOR REPLACEMENT PARTS**  
! See Page 32-34



### BKF-W2 4" Splash Mount Shallow Standard Duty Faucet

- 1/4 Turn Ceramic Cartridges
- Color Coded Hot & Cold Indicators
- Wrist Blade Handles Not Available



Part Number	Spout Type
BKF-W2-6-G	6" Swing
BKF-W2-8-G	8" Swing
BKF-W2-10-G	10" Swing
BKF-W2-12-G	12" Swing
BKF-W2-14-G	14" Swing
BKF-W2-16-G	16" Swing
BKF-W2-18-G	18" DJ Swing
BKF-W2-3G-G	3" Gooseneck
BKF-W2-5G-G	5" Gooseneck
BKF-W2-8G-G	8" Gooseneck
BKF-W2-XX-G	Body Only



### BKF-W<sup>†</sup> 4" Splash Mount Standard Duty Faucet

- 1/4 Turn Ceramic Cartridges
- Color Coded Hot & Cold Indicators
- Wrist Blade Handles Not Available



Part Number	Spout Type
BKF-W-6-G	6" Swing
BKF-W-8-G	8" Swing
BKF-W-10-G	10" Swing
BKF-W-12-G	12" Swing
BKF-W-14-G	14" Swing
BKF-W-16-G	16" Swing
BKF-W-18-G	18" DJ Swing
BKF-W-3G-G	3" Gooseneck
BKF-W-5G-G	5" Gooseneck
BKF-W-8G-G	8" Gooseneck
BKF-W-XX-G	Body Only



### BKD<sup>†</sup> 4" Deck Mount Standard Duty Faucet

- 1/4 Turn Ceramic Cartridges
- Color Coded Hot & Cold Indicators
- Wrist Blade Handles Not Available



Part Number	Spout Type
BKD-6-G	6" Swing
BKD-8-G	8" Swing
BKD-10-G	10" Swing
BKD-12-G	12" Swing
BKD-14-G	14" Swing
BKD-16-G	16" Swing
BKD-18-G	18" DJ Swing
BKD-3G-G	3" Gooseneck
BKD-5G-G	5" Gooseneck
BKD-8G-G	8" Gooseneck
BKD-XX-G	Body Only

<sup>†</sup> ASME 112.18.1 / CSA B125.1

**! WARNING: Cancer and Reproductive Harm P65Warnings.ca.gov - all products on this page**





### BKF-WPF<sup>+</sup> Deck Mount Standard Duty Single Valve Pantry Faucet

- Compression Valve
- Interchangeable Spouts
- Chrome Plated



BKF-C414-VR

Part Number	Spout Type
BKF-WPF-6-G	6" Swing
BKF-WPF-8-G	8" Swing
BKF-WPF-10-G	10" Swing
BKF-WPF-12-G	12" Swing
BKF-WPF-14-G	14" Swing
BKF-WPF-16-G	16" Swing
BKF-WPF-18-G	18" DJ Swing
BKF-WPF-3G-G	3" Gooseneck
BKF-WPF-5G-G	5" Gooseneck
BKF-WPF-8G-G	8" Gooseneck



### BKF-DPF<sup>+</sup> Deck Mount Dual Valve Pantry Faucet

H/C Mixing Hoses  
Included



BKF-C414-VR

- 1/4 Turn Ceramic Cartridges
- Interchangeable Spouts
- Chrome Plated
- Integral Check Valve

Part Number	Spout Type
BKF-DPF-6-G	6" Swing
BKF-DPF-8-G	8" Swing
BKF-DPF-10-G	10" Swing
BKF-DPF-12-G	12" Swing
BKF-DPF-14-G	14" Swing
BKF-DPF-16-G	16" Swing
BKF-DPF-18-G	18" DJ Swing
BKF-DPF-3G-G	3" Gooseneck
BKF-DPF-5G-G	5" Gooseneck
BKF-DPF-8G-G	8" Gooseneck



### BKF-SPF<sup>+</sup> Deck Mount Heavy Duty Single Valve Pantry Faucet

- 1/4 Turn Ceramic Cartridge
- Interchangeable Spouts
- Chrome Plated
- Integral Check Valve



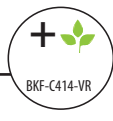
BKF-C414-VR

Part Number	Spout Type
BKF-SPF-6-G	6" Swing
BKF-SPF-8-G	8" Swing
BKF-SPF-10-G	10" Swing
BKF-SPF-12-G	12" Swing
BKF-SPF-14-G	14" Swing
BKF-SPF-16-G	16" Swing
BKF-SPF-18-G	18" DJ Swing
BKF-SPF-3G-G	3" Gooseneck
BKF-SPF-5G-G	5" Gooseneck
BKF-SPF-8G-G	8" Gooseneck

## LEAD FREE ANSI 372 Compliant

### BKF-WMB<sup>+</sup> - Splash Mount Spout Base

- 1/2" NPS Threading
- Chrome Plated
- Swivel Spout



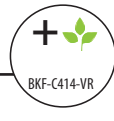
BKF-C414-VR



Part Number	Spout Type
BKF-WMB-6-G	6" Swing
BKF-WMB-8-G	8" Swing
BKF-WMB-10-G	10" Swing
BKF-WMB-12-G	12" Swing
BKF-WMB-14-G	14" Swing
BKF-WMB-16-G	16" Swing
BKF-WMB-18-G	18" DJ Swing
BKF-WMB-3G-G	3" Gooseneck
BKF-WMB-5G-G	5" Gooseneck
BKF-WMB-8G-G	8" Gooseneck

### BKF-DMB<sup>+</sup> - Deck Mount Spout Base

- 1/2" NPS Threading
- Chrome Plated
- Swivel Spout



BKF-C414-VR



Part Number	Spout Type
BKF-DMB-6-G	6" Swing
BKF-DMB-8-G	8" Swing
BKF-DMB-10-G	10" Swing
BKF-DMB-12-G	12" Swing
BKF-DMB-14-G	14" Swing
BKF-DMB-16-G	16" Swing
BKF-DMB-18-G	18" DJ Swing
BKF-DMB-3G-G	3" Gooseneck
BKF-DMB-5G-G	5" Gooseneck
BKF-DMB-8G-G	8" Gooseneck

 **WARNING: Cancer and Reproductive Harm P65Warnings.ca.gov - all products on this page**

**LEAD FREE FOOT & KNEE VALVES**



**BKKVSGS<sup>†</sup>**  
**Dual Pedal Knee Valve Kit**

WARRANTED 3 YEARS

SHOWN AS: BKKVSGS-G

2-Hole Base

ptiFlow™ SERIES

NSF

+

BKF-C414-VR

- Includes BKF-WMB 3 1/2" Gooseneck Spout
- Chrome Plated Pedals
- Knee Valve Bracket Required for Hand Sinks

Part Number	Spout Mounting
BKKV-G	N/A
BKKV-DGS-G	Deck
BKKVSGS-G	Splash



**BKSPKVSGS<sup>†</sup>**  
**Single Pedal Knee Valve Kit**

WARRANTED 3 YEARS

SHOWN AS: BKSPKVSGS-G

2-Hole Base

ptiFlow™ SERIES

NSF

+

BKF-C414-VR

- Cast Body
- Chrome Plated Pedals
- Knee Valve Bracket Required for Hand Sinks

Part Number	Spout Mounting
BKSPKV-G	N/A
BKSPKV-DGS-G	Deck
BKSPKVSGS-G	Splash



**BKFVSGS<sup>†</sup>**  
**Dual Pedal Foot Valve Kit**

WARRANTED 3 YEARS

SHOWN AS: BKFVSGS-G

2-Hole Base

ptiFlow™ SERIES

NSF

+

BKF-C414-VR

- Cast Body
- Ideal For Floor Mount Application
- Chrome Plated Pedals

Part Number	Spout Mounting
BKFV-G	N/A
BKFVSGS-G	Splash
BKFV-DGS-G	Deck



**BKSPFV-SGS<sup>†</sup>**  
**Single Pedal Foot Valve Kit**

WARRANTED 3 YEARS

SHOWN AS: BKSPFV-SGS-G

2-Hole Base

ptiFlow™ SERIES

NSF

+

BKF-C414-VR

- Cast Body
- Ideal for Floor Mount Application
- Chrome Plated

Part Number	Spout Mounting
BKSPFV-G	N/A
BKSPFV-SGS-G	Splash
BKSPFV-DGS-G	Deck

**FOR REPLACEMENT PARTS**

! See Page 34

† ASME 112.18.1 / CSA B125.1

! WARNING: Cancer and Reproductive Harm P65Warnings.ca.gov - all products on this page

Glass Filler Station - Dipper Well Faucet - Service Faucet - Add-A-Faucet






**BK-WS-1SGF-G**  
**Glass Filler Water Station**

- Stainless Steel
- O.A Dimensions 13<sup>3/4</sup>" (l) x 10<sup>3/4</sup>" (w) x 1<sup>3/4</sup>" (h)
- Locking Clip For Continuous Flow

Shown  
BK-WS-1SGF-G



Part Number	Included
BKF-SGF-G 	Faucet Only 
BK-WS 	Slink Only
* BK-WS-1SGF-G	Faucet & Sink Kit

 **LEAD FREE**  
ANSI 372 Compliant



**BKSF-WB1**  
**Service Faucet**  
**w/ Vacuum Breaker**

- Wall Bracket Included
- Integral Bucket Holder On Spout
- Garden Hose Threading On Spout



**XRK-WB1**  
**Service Faucet Repair Kit**

- Repair Kit for BKSF-WB1
- 1 ea. #6 Vacuum Breaker Cap
- 1 ea. #7 Vacuum Breaker Seal
- 1 ea. #8 Vacuum Breaker
- 2 ea. #10 Vacuum Breaker Cap Screws



**BKF-AF-G+**  
**Add A Faucet**

- 1/4 Turn Ceramic Valve
- Heavy Duty Spout



Part Number	Spout Size
BKF-AF-6-G	6" Swing
BKF-AF-8-G	8" Swing
BKF-AF-10-G	10" Swing
BKF-AF-12-G	12" Swing
BKF-AF-14-G	14" Swing
BKF-AF-16-G	16" Swing
BKF-AF-18-G	18" DJ Swing
BKF-AF-3G-G	3" Gooseneck
BKF-AF-5G-G	5" Gooseneck
BKF-AF-8G-G	8" Gooseneck



**BKF-SPSF-G**  
**Deck Mount Heavy Duty**  
**Single Valve Pantry Faucet**

- Faucet Body Moves 360°
- Compression Valve
- Chrome Plated

**BKF-DWF-G**  
**Dipper Well Faucet**

- Chrome Plated



**BK-DWBA**  
**Dipperwell**  
**Bowl Assembly**

- Basket: 5" (w) x 4 1/2" (h)
- Bowl: 5 1/2" (w) x 5 1/2" (h)
- T-304 18 ga. S/S



**NOTE: (\*) We have combined NSF Certified components to offer you a greater value. (Example: BK-WS-1SGF-G) Though these part numbers are not Certified by NSF, each component that makes up the following part numbers are individually Certified by NSF and are thereby approved for use in your facility. For more information, please call 888-310-4393.**

 **WARNING: Cancer and Reproductive Harm P65Warnings.ca.gov - all products on this page**



**BKF-8DMUS-G**  
8" O.C. Deck  
Mount Utility Spray

- Integral Check Valves
- Wall Hook Included
- Vacuum Breaker To Prevent Back Flow
- 72" Stainless Steel Braided Hose Included
- 1/4 Turn Ceramic Cartridges



**BKF-DDMUS-G**  
Dual Valve  
Deck Mount Utility Spray

- Integral Check Valves
- Wall Hook Included
- Vacuum Breaker To Prevent Back Flow
- 72" Stainless Steel Braided Hose Included
- 1/4 Turn Ceramic Cartridges



**BKF-8SMUS-G**  
8" O.C. Wall  
Mount Utility Spray

- Integral Check Valves
- Wall Hook Included
- Vacuum Breaker To Prevent Back Flow
- 72" Stainless Steel Braided Hose Included
- 1/4 Turn Ceramic Cartridges



**BKF-SDMPF-G**  
Single Valve  
Deck Mount Pot Filler

- Integral Check Valve
- Wall Hook Included
- Vacuum Breaker To Prevent Back Flow
- 72" Stainless Steel Braided Hose Included
- 1/4 Turn Ceramic Cartridges



**BKF-DDMPF-G**  
Dual Valve  
Deck Mount Pot Filler

- Integral Check Valves
- Wall Hook Included
- Vacuum Breaker To Prevent Back Flow
- 72" Stainless Steel Braided Hose Included
- 1/4 Turn Ceramic Cartridges



**BKF-8SMPF-G**  
8" O.C. Wall  
Mount Pot Filler

- Integral Check Valves
- Wall Hook Included
- Vacuum Breaker To Prevent Back Flow
- 72" Stainless Steel Braided Hose Included
- 1/4 Turn Ceramic Cartridges



**BKH**  
Stainless Steel Spray Hose

- Includes Universal Adapter
- Recommended POP item
- Rated To 300 PSI

**Part Number**

BKH-44-G	NSF	Green Guard
BKH-60-G	NSF	Green Guard
BKH-72-G		



**BKF-BSMPF-G**  
Remote Valve  
Wall Mount Pot Filler

- Wall Hook Included
- Vacuum Breaker To Prevent Back Flow
- 72" Stainless Steel Braided Hose Included




**BKF-SSMPF-G**  
Single Valve  
Wall Mount Pot Filler

- Integral Check Valve
- Wall Hook Included
- Vacuum Breaker To Prevent Back Flow
- 72" Stainless Steel Braided Hose Included
- 1/4 Turn Ceramic Cartridges

**!** WARNING: Cancer and Reproductive Harm P65Warnings.ca.gov - all products on this page






**BK-LWR - Twist Drain**



- Dual Functioning Outlet Features 2" Male & 1 1/2" Female Threading
- S/S Strainer
- Fits 3 1/2" Openings

Part #	Material	Overflow Cap
BK-LWR-1	Brass	N/A
BK-LWR-2		✓
BK-LWR-3	Brass	✓



**BK-SLW - Straight Drain**



- Dual Functioning Outlet Features 2" Male & 1 1/2" Female Threading
- S/S Strainer
- Fits 3 1/2" Openings

Part #	Material	Overflow Cap
BK-SLW-1	Brass	N/A
BK-SLW-2		✓
BK-SLW-3	Brass	✓



**ALL Lever Drains Have Dual Threaded Design**

**Overflow Cap Included On Models:**

- BK-LWR-2
- BK-LWR-3
- BK-SLW-2
- BK-SLW-3



**BK-LWR Twist Drain with Overflow**



- Dual Functioning Outlet Features 2" Male & 1 1/2" Female Threading
- S/S Strainer
- Fits 3 1/2" Openings

Part #	Material
BK-LWR-10	Brass
BK-LWR-20	



**BK-SLW Straight Drain with Overflow**



- Dual Functioning Outlet Features 2" Male & 1 1/2" Female Threading
- S/S Strainer
- Fits 3 1/2" Openings

Part #	Material
BK-SLW-10	Brass
BK-SLW-20	



**BK-6LW-O Twist Drain with Overflow**

- Dual Functioning Outlet Features 2" Male & 1 1/2" Female Threading
- Fits 3 1/2" Openings



**LDR-SS-35-25 - 3 1/2" Strainers**

- Each unit has POP packaging
- Sold in a Case Pack of 25 units

Part Number	Description
LDR-SS-35-25	3 1/2" Lever Drain Strainers



**LDR-RG-PD25 - Lever Drain Gasket Kit**

- Each kit includes (1)LDR-PD-35 & (1) LDR-RG-35
- Sold in a Case Pack of 25 kits

Part Number	Description
LDR-RG-PD25	Lever Drain Gasket Kit



**BK-LDA Drain Coupling**

- Fits our Lever Drains
- 1 1/2" Male to Male
- Stainless Steel

**BK-LDB Lever Drain Bracket**

- Fits Twist Drains



**EM-7 Lever Drain Bracket Installation**

- Includes (1)BK-LDB & Installation
- We Install at BK Resources
- Fee is Per Bracket

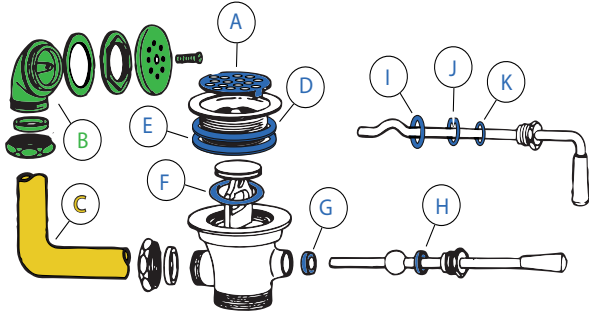
**BK-LDT Lever Drain Tool**

- Fits Most Lever Drains
- Used to install/remove lever drains



 **WARNING: Cancer and Reproductive Harm P65Warnings.ca.gov - all products on this page**

**Lever Drain Replacement Parts**



Part #	Description
<b>A</b>	LDR-SS-35-25 25 pack of 3 1/2" Strainers
<b>B</b>	005032 Overflow Head
<b>C</b>	005031 Overflow Tube

**XRK-LDR**  
**Lever Drain Repair Kit**  
(Includes)



Part #	Description	Qty. Included in Kit
<b>D</b>	LDR-PD 3 1/2" Paper Gasket	1
<b>E</b>	LDR-PD 3 1/2" Rubber Gasket	1
<b>F</b>	BK-LW-OR Plunger Seal	1
<b>G</b>	BK-LDP-HW1 Packing Nut Bushing	1
<b>H</b>	BK-LDP-HW2 Handle Seal	1
<b>I</b>	BK-LDP-HW3 Washer	1
<b>J</b>	BK-LDR-EC Retaining Clip	1
<b>K</b>	BK-LDP-HW4 O-Ring	1

**BKDR-4**  
**3 1/2" SS**  
**Basket Drain**



- Crumb Cup Included
- 1 1/2" Outlet Connection

Part #	Description
BKDR-4	
BKDR-4-304	T-304 S/S

**BKDR-2**  
**1 7/8" SS**  
**Basket Drain**



- Crumb Cup Included
- 1 1/2" Outlet Connection

**BKDR-HD4**  
**Heavy Duty**  
**Brass Drain**



- Ideal for Mop Sink
- 3 1/2" Opening

**BK-DC-35**  
**Crumb Cup**



- Fits BKDR-4 Basket Drain



**BK-DAC**  
Floor Drain  
Assembly Cover



**BK-DAB**  
Floor Drain Bowl



**BK-DAS**  
Floor Drain Strainer

**Floor Drain Assembly**

Part #	Description	Overall Dimensions
BK-DAC	Floor Drain Assembly Cover	6 1/4"
BK-DAB	Floor Drain Bowl	6 1/2" (w) X 3 1/4" (h)
BK-DAS	Floor Drain Strainer	6 1/4" (w) X 2 1/8" (h)
BK-TBDA	Floor Drain Bowl Kit Includes: (1)BK-DAC, (1)BK-DAB, (1)BK-DAS	

**!** WARNING: Cancer and Reproductive Harm P65Warnings.ca.gov - all products on this page



**BK-PTTP**  
**CPB P-Trap**  
**with Tail Piece**

- Chrome Plated
- Washers included




**BK-OT**  
**Overflow**  
**Tube**

- Fits 2" Drain

Part #	Size
BK-OT-15075	7"
BK-OT-15105	10"

**BKDR - Drain Plugs**

- Available in Brass or Chrome
- See Below For Sizes



Part #	Flange	Drain	Length	Finish
BKDR-15BR	1 7/8"	1"	1 1/2"	Brass
BKDR-15CP	1 7/8"	1"	1 1/2"	Chrome
BKDR-305BR	1 1/8"	5/8"	2"	Brass
BKDR-305CP	1 1/8"	5/8"	2"	Chrome
BKDR-325BR	1 7/8"	1"	3 1/4"	Brass
BKDR-325CP	1 7/8"	1"	3 1/4"	Chrome
BKDR-33BR	2 7/8"	1 1/2"	3"	Brass
BKDR-33CP	2 7/8"	1 1/2"	3"	Chrome
BKDR-335BR	2 7/8"	1 1/2"	1 1/2"	Brass

**Battery Box Without Battery**



**Part Number**

**06530008**

Battery Box Without Battery (Female)

**06530018**

Battery Box Without Battery (Male)

**4 in. Cover Deck Plate**



**Part Number**

**07040076**

**Remote Control Unit**



**Part Number**

**07100005**

**9 Volt Battery**



**Part Number**

**BKSF-9V**

**IP68 US Hardwire Transformers**



With Hardwires



**Part Number**

**06522065**

IP68 US Hardwire Transformer (Female)

**06522070**

IP68 US Hardwire Transformer (Male)

**3-Way & 2-Way Power Splitters**



**Part Number**

**06001005**

3-Way Power Splitter (1 Female to 3 Male)

**06001002**

3-Way Power Splitter (1 Male to 3 Female)

**06001001**

2-Way Power Splitter (1 Male to 2 Female)

**06001004**

2-Way Power Splitter (1 Female to 2 Male)

**10 ft Extension Cable (Female to Male)**

**Part Number**

**06009010**



**9 Volt US Plug-In Transformers**



**Part Number**

**06522090**

9 Volt US Plug-in Transformer (Female)

**06522092**

9 Volt US Plug-in Transformer (Male)

**Transformer Junction Box**



**Part Number**

**06530013**

**Junction Box Connectors**



**Part Number**

**06000084**

9.8 Junction Box Connector (Female)

**06000086**

9.8 Junction Box Connector (Male)

**06000049**

16.4 Junction Box Connector (Female)

**06000063**

16.4 Junction Box Connector (Male)

**06000166**

26.2 Junction Box Connector (Female)

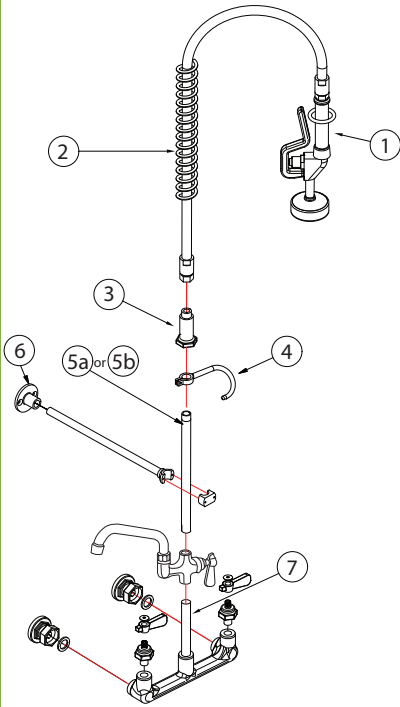
**06000183**

26.2 Junction Box Connector (Male)



AutoQuotes

# PRE-RINSE REPLACEMENT PARTS



Part Number	Description
1	<b>BKH-HANDLE</b> Pre-Rinse Spray Handle
2	<b>BK-PR-SPRING</b> Pre-Rinse Spring for Spray Hose
3	<b>BK-PR-SPR</b> Retainer Hose
4	<b>BK-PR-SHR</b> Retainer Hook
5a	<b>BK-PR-18RP-G</b> 18" Riser Pipe
5b	<b>BK-PR-24RP-G</b> 24" Riser Pipe
6	<b>BK-PR-WB</b> Wall Bracket
7	<b>BK-3.5RP-G</b> Add A Faucet Riser Pipe

## XRK-PRV-G Repair Kit for BK-PRV-G

- 2 Face Plates: Standard/LowFlow
- Valve Pin
- Bumper Ring
- O-Rings (4)
- Washers (2)
- Springs (2)
- Grommets (2)



## PRV-RING6 Replacement Bumper Ring



- Comes in a package of six (6)
- Bumper Ring for BK-PRV-G
- Comes in bags with P.O.P. Hang Cards

## BKKV-010XST Replacement Button Valve



- Used for BK-PRV-1-G and BK-PRV-G Pre-Rinse Spray Heads
- Also used to replace Knee/Foot Valves

## BKH Spray Hose



- Includes Universal Adapter
- Recommended Point of Purchase Item

Part Number	Length
BKH-44-G	44"
BKH-60-G	60"
BKH-72-G	72"

## BK-PRV-1-G 1.0 GPM Pre-Rinse Spray Head



- Exceeds Requirements for CUWCC & FEMP

## BK-PRV-G 2.2 GPM Pre-Rinse Spray Head



LIST PRICE  
**\$64.00**



## BKF-KC3PRV Imperial Series Tri-spray Nozzle




- Stainless Steel operating parts
- 3 Year Warranty
- Less than 1 GPM @ 60PSI



## BKF-BVSPRV Imperial Series Vari-Spray™ Nozzle



- Limitless Spray Options
- 2 Year Warranty
- Less than 1.25 GPM @ 60PSI



## BKF-IMH Imperial Series Pre-Rinse Hose

- Stainless Steel, armor-wrapped outer hose, lightweight inner hose
- 44" long
- 1 Year Warranty



## BKF-IMPVPRO Imperial Series Pivot Pro™ Swivel Connector

- All Stainless Steel

**!** WARNING: Cancer and Reproductive Harm P65Warnings.ca.gov - all products on this page



# FAUCET PARTS

- VALVES
- SPOUTS
- ADAPTERS
- FAUCET MOUNTING HARDWARE
- WATER LINE CONNECTORS
- HANDLES
- AERATOR
- REPAIR KITS



**EVO-SPT**  
**Stainless Steel Swing Spout**

• Stainless Steel • 2.2 GPM Flow Rate

Part Number	Spout Type	LIST PRICE
EVO-SPT-6	6" Swing	
EVO-SPT-8	8" Swing	
EVO-SPT-10	10" Swing	
EVO-SPT-12	12" Swing	
EVO-SPT-14	14" Swing	
EVO-SPT-16	16" Swing	
EVO-SPT-18	18" DJ Swing	



**EVO-SPT**  
**Stainless Steel Gooseneck Spout**

• Stainless Steel • 2.2 GPM Flow Rate

Part Number	Spout Type	LIST PRICE
EVO-SPT-4G	4 1/2" Gooseneck	
EVO-SPT-5G	5" Gooseneck	
EVO-SPT-8G	8" Gooseneck	



**BKF-HSPT**  
**Heavy Duty Swing Spout**

• Chrome Plated • 2.2 GPM Flow Rate

Part Number	Spout Type	LIST PRICE
BKF-HSPT-6-G	6" Swing	
BKF-HSPT-8-G	8" Swing	
BKF-HSPT-10-G	10" Swing	
BKF-HSPT-12-G	12" Swing	
BKF-HSPT-14-G	14" Swing	
BKF-HSPT-16-G	16" Swing	
BKF-HSPT-18-G	18" DJ Swing	

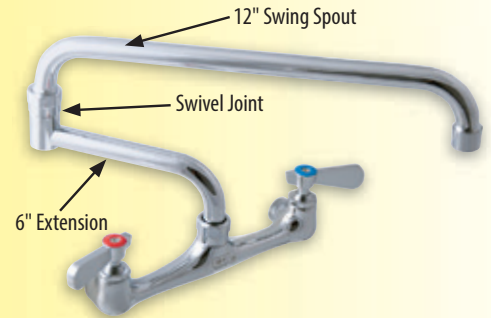


**BKF-HSPT**  
**Heavy Duty Gooseneck Spout**

• Chrome Plated • 2.2 GPM Flow Rate

Part Number	Spout Type	LIST PRICE
BKF-HSPT-3G-G	3" Gooseneck	
BKF-HSPT-5G-G	5" Gooseneck	
BKF-HSPT-8G-G	8" Gooseneck	

**18" Double Jointed (DJ) Swing Spout**



**BKF-AF-G<sup>+</sup>**  
**Add A Faucet**

• 1/4 Turn Ceramic Valve  
• Heavy Duty Spout  
• Add to any Pre-Rinse units

Part Number	Spout Size
BKF-AF-6-G	6" Swing
BKF-AF-8-G	8" Swing
BKF-AF-10-G	10" Swing
BKF-AF-12-G	12" Swing
BKF-AF-14-G	14" Swing
BKF-AF-16-G	16" Swing
BKF-AF-18-G	18" DJ Swing
BKF-AF-3G-G	3" Gooseneck
BKF-AF-5G-G	5" Gooseneck
BKF-AF-8G-G	8" Gooseneck

 **WARNING: Cancer and Reproductive Harm P65Warnings.ca.gov - all products on this page**

**EVOLUTION SERIES**

**Stainless Steel Hot/Cold Stems/Valves**

- Used with Evolution Faucets
- T-304 S/S Housing and Stem



Part Number	Includes	LIST PRICE
EVO-CV-G	Cold Stem/Valve	
EVO-HV-G	Hot Stem/Valve	

**OptiFlow SERIES**

**Replacement OptiFlow Hot / Cold Stems/Valves**

- Used with OptiFlow Faucets
- T-304 S/S Housing
- Hot & Cold Stems/Valves Sold Separately and as a Kit
- Kit Includes :



Part Number	Includes	LIST PRICE
BKF-CV-G	Cold Stem/Valve	
BKF-HV-G	Hot Stem/Valve	
XRK-BKF-G	Kit Includes Hot & Cold Stem/Valve	

**Heavy Duty Handle & Stem/Valve Kit**

- Hot & Cold Stem/Valve Kits Sold Separately



Part Number	Includes	LIST PRICE
BKF-CV-H-G	Cold Stem/Valve w/ Handle	
BKF-HV-H-G	Hot Stem/Valve w/ Handle	

**Replacement stem/valve for add-a-faucet**

Part Number	LIST PRICE
BKF-AF-VALVE-G	



**Heavy Duty Handle, Valve & Bonnet Kits**

- Used with OptiFlow Faucets
- Hot & Cold Valves Sold Separately and as a Kit



Part Number	Includes	LIST PRICE
BKF-CV-HB-G	Cold Stem/Valve, Handle & Bonnet	
BKF-HV-HB-G	Hot Stem/Valve, Handle & Bonnet	
XRK-BKF-HB-G	Cold & Hot Stem/Valves, Handles & Bonnets	

**workFORCE SERIES**

**BKF-8W-HVC/CVC-G Ceramic Stem/Valve**

- Used with WorkForce 8" OC Faucets\*  
\*except for BK8D
- Chrome Plated Base
- Red and Blue Base Washer
- Lead Free 1/4 Turn Ceramic



Part Number	Includes	LIST PRICE
BKF-8W-HVC-G	Hot Stem/Valve only	
BKF-8W-CVC-G	Cold Stem/Valve only	
BKF-8W-HVCH-G		
BKF-8W-CVCH-G		




**BKF-W-HVC/CVC-G Current Ceramic Stem/Valve**

- Used with WorkForce 4" OC & BK8D Faucets
- Clip On Stem
- Lead Free 1/4 Turn Ceramic



Part Number	Includes	LIST PRICE
BKF-W-HVC-G	Hot Stem/Valve	
BKF-W-CVC-G	Cold Stem/Valve	
BKF-W-HVCH-G		
BKF-W-CVCH-G		



**WB2 Service Faucet Replacement Stems/Valves**

- Only fits BKSF-WB2 units
- Lead Free 1/4 Turn Ceramic

Part Number	Includes	LIST PRICE
BKSF-WB2-CVC	Cold Stem/Valve	
BKSF-WB2-HVC	Hot Stem/Valve	

**! WARNING: Cancer and Reproductive Harm P65Warnings.ca.gov - all products on this page**

† ASME 112.18.1 / CSA B125.1

**ST-100**

**SaniTimer™ - Hand Washing Timer Faucet Attachment**

- The SaniTimer™ attaches to any BK Resources Faucet and counts down the time recommended by food safety experts nationwide and the CDC for proper hand hygiene

- When 30 seconds has elapsed, the SaniTimer™ emits a beep sound to signal the completion of the wash cycle

- Hand washing with plain soap and water for 30 seconds verses 15 seconds reduces bacterial counts on the skin by up to 300%.



**BK-EWS**

**EyeWash  
Faucet Attachment**


- Fits any BK Resources Faucet
- Has been tested by independent laboratories to confirm compliance with ANSI Standard Z358.1 showing compliance to OSHA requirements



**WL-36**

**Flexible Water Line Connectors**


- Color Coded - (Red) Hot (Blue) Cold
- (1) Hot, (1) Cold Lines Per Kit
- 300 PSI
- P.O.P. Packaging
- Reinforced Hose



**Faucet Mounting Hardware**



BK-SMMK-90 Includes 90° Elbow For Splash Mount Faucets

Part Number	Faucet Use	LIST PRICE
BK-DMMK	Deck Mount	
BK-SMMK-90	Splash Mount	
WL-36MK	 Splash Mount w/ Water Lines	

**TS-ADPT**

**T&S® Spout Adapter**

- Attaches our spouts to T&S Faucet bodies
- Chrome Plated



**BKF-8W-ESC  
Standard Duty  
Replacement  
Escutcheon**

- Used for WorkForce Faucets



**BKF-ESC  
Heavy Duty  
Replacement  
Escutcheon**

- Used for OptiFlow Faucets



**EVO-WBH  
Stainless Steel  
Wrist Blade Handle Kit**

- Used for Evolution Faucets
- (1) Hot, (1) Cold Handle per kit
- P.O.P. Packaging with Hang Tag



**XRK-PDV-G  
Knee/Foot Valve  
Repair Kit**

Kit Includes:

- Valve Bodies (2)
- Valve Pins (2)
- Push Buttons (2)
- Springs (2)
- Washers (2)
- Valve Pins (2)
- Grommets (2)
- O-Rings (4)

**Faucet Handle Kits**

- Chrome Plated
- (1) Hot, (1) Cold Handle Per Kit



Part Number	Style	LIST PRICE
BKF-SBH	Standard Wrist Blade	
BKF-WBH	Wrist Blade	
BKF-DBH	Dial Blade	



**BKF-C414-VR  
Aerator .5 GPM**

- Vandal Resistant
- Chrome Plated



 **WARNING: Cancer and Reproductive Harm** [P65Warnings.ca.gov](http://P65Warnings.ca.gov) - all products on this page



**CALIFORNIA ENERGY COMMISSION (CEC)**

Due to the severity of California's drought, the state's experts have been managing water resources to deal with the effects of the drought and prepare for the next one. As part of the solution, the California Energy Commission approved standards for water appliances which will save more than 10 billion gallons of water in the first year.

Reducing water consumption by establishing minimum efficiency standards for these appliances is a key component of California's overall water and energy use reduction strategies.



**CALIFORNIA ENERGY COMMISSION (CEC) LISTED PRODUCTS**



Shown as  
BKF-SMPR-WB-AF12-GECO



Shown as  
BKF-VSMPR-WB-AF12-GECO




Shown as  
BKF-AF-8-GECO

Part Number	Description	Flow Rate
<b>Pre-Rinse Units</b>		
BKF-SMPR-WB-GECO	Low Flow Pre-Rinse Unit	1 gpm
BKF-SMPR-WB-AF12GECO	Low Flow Pre-Rinse Unit with 12" Spout Add-A-Faucet	1 gpm
BKF-VSMPR-WB-GECO	Low Flow Value Pre-Rinse Unit	1 gpm
BKF-VSMPR-WBAF12GECO	Low Flow Value Pre-Rinse Unit with 12" Spout Add-A-Faucet	1 gpm
<b>Add-A-Faucet</b>		
BKF-AF-6-GECO	Add-A-Faucet with 6" Spout	1.8 gpm
BKF-AF-8-GECO	Add-A-Faucet with 8" Spout	1.8 gpm
BKF-AF-10-GECO	Add-A-Faucet with 10" Spout	1.8 gpm
BKF-AF-12-GECO	Add-A-Faucet with 12" Spout	1.8 gpm
BKF-AF-14-GECO	Add-A-Faucet with 14" Spout	1.8 gpm
BKF-AF-16-GECO	Add-A-Faucet with 16" Spout	1.8 gpm
BKF-AF-18-GECO	Add-A-Faucet with 18" DJ Spout	1.8 gpm

**! WARNING: Cancer and Reproductive Harm P65Warnings.ca.gov - all products on this page**





MSU-48PG

# TROUGH URINALS



- Wall Mount Design
- 14 Ga. T-304 Stainless Steel
- Full length sloping back splash with flush pipe
- Perfect for High Traffic Areas
- Wall mounting Brackets Included
- Basket Drain Included

Part Number	LIST PRICE	Flush Pipe Included	Overall Dimensions	
MSU-48		No	45" x 14 <sup>3/4</sup> " x 18	
MSU-60		No	57" x 14 <sup>3/4</sup> " x 18	
MSU-72		No	69" x 14 <sup>3/4</sup> " x 18	
MSU-96		No	93" x 14 <sup>3/4</sup> " x 18	
MSU-48PG		Yes	45" x 14 <sup>3/4</sup> " x 18	
MSU-60PG		Yes	57" x 14 <sup>3/4</sup> " x 18	
MSU-72PG		Yes	69" x 14 <sup>3/4</sup> " x 18	
MSU-96PG		Yes	93" x 14 <sup>3/4</sup> " x 18	

## Flush Pipe Only


Part Number
FP-48
FP-60
FP-72
FP-96

**WARNING: Cancer and Reproductive Harm P65Warnings.ca.gov - all products on this page**

# BKS6 - 16 Gauge T-304 Compartment Sinks

## 1, 2, and 3 Compartment Sinks

- 16 ga T-304 Stainless Steel
- 1 <sup>5</sup>/<sub>8</sub>" Stainless Steel Legs w/ 1" Adjustable High Impact Corrosion Resistant Feet
- 1/4" Pitched Drainboards To Ensure Proper Drainage
- 1 <sup>1</sup>/<sub>2</sub>" Rounded Front and Side Edges
- Accommodates 8" On Center Faucets
- (BKDR-4) 3 <sup>1</sup>/<sub>2</sub>" Drains Included
- 10" Backsplash



Stainless Steel Gusset with  
14 Ga Leg Plate



Add an EVO Stainless Steel Faucet with  
a 10 Year Warranty (see page 16)



Stainless Steel Legs w/ 1" Adjustable  
High Impact Corrosion Resistant Feet  
and Adjustable H-Bracket

## 16 Gauge Compartment Sinks



1 COMP



2 COMP



3 COMP



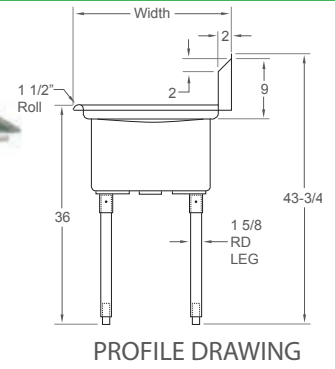
### Additional Accessories

- Water Lines Pg. 34
- Lever Drains Pg. 28
- Faucets Pg. 20
- Prep Basket Pg. 127

**!** *WARNING: Cancer and Reproductive Harm P65Warnings.ca.gov - all products on this page*

Part Number	Bowl Size (l x w x d)	Unit Size (l x w)	Drainboard	Compartments	Sets of Faucet Holes	
BKS6-1-1620-14S	16" x 20" x 14"	25 1/2" x 21 1/8"	None	1	1	
BKS6-1-1620-14-18LS	16" x 20" x 14"	25 1/2" x 38 3/16"	(1) L - 18"	1	1	
BKS6-1-1620-14-18RS	16" x 20" x 14"	25 1/2" x 38 3/16"	(1) R - 18"	1	1	
BKS6-1-1620-14-18TS	16" x 20" x 14"	25 1/2" x 55 1/4"	(2) - 18"	1	1	
BKS6-1-18-14S	18" x 18" x 14"	23 1/2" x 23 1/8"	None	1	1	
BKS6-1-18-14-18LS	18" x 18" x 14"	23 1/2" x 40 3/16"	(1) L - 18"	1	1	
BKS6-1-18-14-18RS	18" x 18" x 14"	23 1/2" x 40 3/16"	(1) R - 18"	1	1	
BKS6-1-18-14-18TS	18" x 18" x 14"	23 1/2" x 57 1/4"	(2) - 18"	1	1	
BKS6-1-24-14S	24" x 24" x 14"	29 1/2" x 29 1/8"	None	1	1	
BKS6-1-24-14-24LS	24" x 24" x 14"	29 1/2" x 52 3/16"	(1) L - 24"	1	1	
BKS6-1-24-14-24RS	24" x 24" x 14"	29 1/2" x 52 3/16"	(1) R - 24"	1	1	
BKS6-1-24-14-24TS	24" x 24" x 14"	29 1/2" x 75 1/4"	(2) - 24"	1	1	
BKS6-2-1620-14S	16" x 20" x 14"	25 1/2" x 37 1/8"	None	2	1	
BKS6-2-1620-14-18LS	16" x 20" x 14"	25 1/2" x 54 3/16"	(1) L - 18"	2	1	
BKS6-2-1620-14-18RS	16" x 20" x 14"	25 1/2" x 54 3/16"	(1) R - 18"	2	1	
BKS6-2-1620-14-18TS	16" x 20" x 14"	25 1/2" x 71 1/4"	(2) - 18"	2	1	
BKS6-2-18-14S	18" x 18" x 14"	23 1/2" x 41 1/8"	None	2	1	
BKS6-2-18-14-18LS	18" x 18" x 14"	23 1/2" x 58 3/16"	(1) L - 18"	2	1	
BKS6-2-18-14-18RS	18" x 18" x 14"	23 1/2" x 58 3/16"	(1) R - 18"	2	1	
BKS6-2-18-14-18TS	18" x 18" x 14"	23 1/2" x 75 1/4"	(2) - 18"	2	1	
BKS6-2-24-14S	24" x 24" x 14"	29 1/2" x 53 1/8"	None	2	1	
BKS6-2-24-14-24LS	24" x 24" x 14"	29 1/2" x 76 3/16"	(1) L - 24"	2	1	
BKS6-2-24-14-24RS	24" x 24" x 14"	29 1/2" x 76 3/16"	(1) R - 24"	2	1	
BKS6-2-24-14-24TS	24" x 24" x 14"	29 1/2" x 99 1/4"	(2) - 24"	2	1	
BKS6-3-1620-14S	16" x 20" x 14"	25 1/2" x 53 1/8"	None	3	1	
BKS6-3-1620-14-18LS	16" x 20" x 14"	25 1/2" x 70 3/16"	(1) L - 18"	3	1	
BKS6-3-1620-14-18RS	16" x 20" x 14"	25 1/2" x 70 3/16"	(1) R - 18"	3	1	
BKS6-3-1620-14-18TS	16" x 20" x 14"	25 1/2" x 87 1/4"	(2) - 18"	3	1	
BKS6-3-18-14S	18" x 18" x 14"	23 1/2" x 58 1/8"	None	3	1	
BKS6-3-18-14-18LS	18" x 18" x 14"	23 1/2" x 76 3/16"	(1) L - 18"	3	1	
BKS6-3-18-14-18RS	18" x 18" x 14"	23 1/2" x 76 3/16"	(1) R - 18"	3	1	
BKS6-3-18-14-18TS	18" x 18" x 14"	23 1/2" x 93 1/4"	(2) - 18"	3	1	
BKS6-3-1824-14-18TS	18" x 24" x 14"	23 1/2" x 93 1/4"	(2) - 18"	3	1	
BKS6-3-24-14S	24" x 24" x 14"	29 1/2" x 77 1/8"	None	3	2	
BKS6-3-24-14-24LS	24" x 24" x 14"	29 1/2" x 100 3/16"	(1) L - 24"	3	2	
BKS6-3-24-14-24RS	24" x 24" x 14"	29 1/2" x 100 3/16"	(1) R - 24"	3	2	
BKS6-3-24-14-24TS	24" x 24" x 14"	29 1/2" x 123 1/4"	(2) - 24"	3	2	

BKS - Three Compartment Sinks



Additional Accessories

- Water Lines Pg. 34
- Lever Drains Pg. 28
- Faucets Pg. 20
- Prep Basket Pg. 127
- Side Splash Pg. 54

- 18 ga T-304 Stainless Steel
- 1 5/8" Galvanized Legs w/ 1" Adjustable High Impact Corrosion Resistant Feet
- 1/4" Pitched Drainboards To Ensure Proper Drainage
- 1 1/2" Rounded Front and Side Edges
- Accommodates 8" On Center Faucets
- 3 (BKDR-4) 3 1/2" Drains Included
- 9" Backsplash

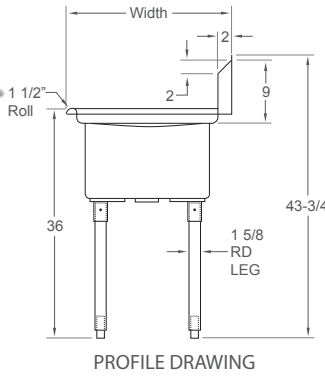
Part Number	Bowl Size (l x w x d)	Unit Size (l x w)	Drainboard	Sets of Faucet Holes	
BKS-3-15-14	15" x 15" x 14"	50" x 20 <sup>13/16"</sup>	None	1	
BKS-3-15-14-15L	15" x 15" x 14"	62 1/2" x 20 <sup>13/16"</sup>	(1) L - 15"	1	
BKS-3-15-14-15R	15" x 15" x 14"	62 1/2" x 20 <sup>13/16"</sup>	(1) R - 15"	1	
BKS-3-15-14-15T	15" x 15" x 14"	75" x 20 <sup>13/16"</sup>	(2) - 15"	1	
BKS-3-1620-12	16" x 20" x 12"	53" x 25 <sup>13/16"</sup>	None	1	
BKS-3-1620-12-18L	16" x 20" x 12"	68 1/2" x 25 <sup>13/16"</sup>	(1) L - 18"	1	
BKS-3-1620-12-18R	16" x 20" x 12"	68 1/2" x 25 <sup>13/16"</sup>	(1) R - 18"	1	
BKS-3-1620-12-18T	16" x 20" x 12"	84" x 25 <sup>13/16"</sup>	(2) - 18"	1	
BKS-3-1620-14-18T	16" x 20" x 14"	84" x 25 <sup>13/16"</sup>	(2) - 18"	1	
BKS-3-18-12	18" x 18" x 12"	59" x 23 <sup>13/16"</sup>	None	1	
BKS-3-18-12-18L	18" x 18" x 12"	74 1/2" x 23 <sup>13/16"</sup>	(1) L - 18"	1	
BKS-3-18-12-18R	18" x 18" x 12"	74 1/2" x 23 <sup>13/16"</sup>	(1) R - 18"	1	
BKS-3-18-12-18T	18" x 18" x 12"	90" x 23 <sup>13/16"</sup>	(2) - 18"	1	
BKS-3-18-12-24T	18" x 18" x 12"	102" x 23 <sup>13/16"</sup>	(2) - 24"	1	
BKS-3-18-14-18T	18" x 18" x 14"	90" x 23 <sup>13/16"</sup>	(2) - 18"	1	
BKS-3-1824-14-24L	18" x 24" x 14"	80 1/2" x 29 <sup>13/16"</sup>	(1) L - 24"	1	
BKS-3-1824-14-24R	18" x 24" x 14"	80 1/2" x 29 <sup>13/16"</sup>	(1) R - 24"	1	
BKS-3-1824-14-24T	18" x 24" x 14"	102" x 29 <sup>13/16"</sup>	(2) - 24"	1	
BKS-3-1824-14-18T	18" x 24" x 14"	90" x 29 <sup>13/16"</sup>	(2) - 18"	1	
BKS-3-24-14	24" x 24" x 14"	77" x 29 <sup>13/16"</sup>	None	2	
BKS-3-20-12-18T	20" x 20" x 12"	96" x 25 <sup>13/16"</sup>	(2) - 18"	1	
BKS-3-20-14-24T	20" x 20" x 14"	108" x 25 <sup>13/16"</sup>	(2) - 24"	1	
BKS-3-2030-12-20T	20" x 30" x 12"	100" x 35 <sup>13/16"</sup>	(2) - 20"	1	
BKS-3-2030-14-24T	20" x 30" x 14"	108" x 35 <sup>13/16"</sup>	(2) - 24"	1	
BKS-3-24-14-24L	24" x 24" x 14"	98 1/2" x 29 <sup>13/16"</sup>	(1) L - 24"	2	
BKS-3-24-14-24R	24" x 24" x 14"	98 1/2" x 29 <sup>13/16"</sup>	(1) R - 24"	2	
BKS-3-24-14-24T	24" x 24" x 14"	120" x 29 <sup>13/16"</sup>	(2) - 24"	2	

\* Volume Pricing is based on Minimum Purchase of 5 (any combo). Pricing is per sink.

WARNING: Cancer and Reproductive Harm P65Warnings.ca.gov - all products on this page



## 18 Gauge Two Compartment Sinks - S/S Legs & Bracing



Upgrade To S/S Legs and End Bracing by adding "S" to the end of the Part Number

LIST PRICE  
**\$128**

**EXAMPLE:**

BKS-1-1620-12S = BKS-1-1620-12 + BKL-SSH-1220

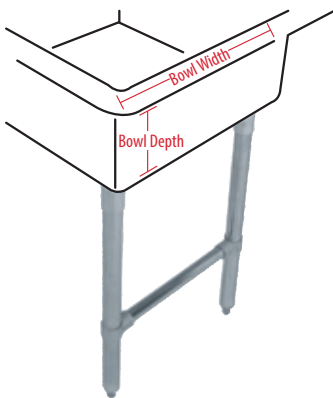
⚠ See below for Details.

### BKS - Two Compartment Sinks

- 18 ga T-304 Stainless Steel
- 1<sup>5/8</sup>" Galvanized Legs w/ 1" Adjustable High Impact Corrosion Resistant Feet
- 1/4" Pitched Drainboards To Ensure Proper Drainage
- 1 1/2" Rounded Front and Side Edges
- Accommodates 8" On Center Faucets
- 2 (BKDR-4) 3 1/2" Drains Included
- 9" Backsplash



Part Number	Bowl Size (l x w x d)	Unit Size (l x w)	Drainboard	Sets of Faucet Holes	
BKS-2-1620-12	16" x 20" x 12"	37" x 25 <sup>13/16"</sup>	None	1	
BKS-2-1620-12-18L	16" x 20" x 12"	52 1/2" x 25 <sup>13/16"</sup>	(1) L - 18"	1	
BKS-2-1620-12-18R	16" x 20" x 12"	52 1/2" x 25 <sup>13/16"</sup>	(1) R - 18"	1	
BKS-2-1620-12-18T	16" x 20" x 12"	68" x 25 <sup>13/16"</sup>	(2) - 18"	1	
BKS-2-18-12	18" x 18" x 12"	41" x 23 <sup>13/16"</sup>	None	1	
BKS-2-18-12-18L	18" x 18" x 12"	56 1/2" x 23 <sup>13/16"</sup>	(1) L - 18"	1	
BKS-2-18-12-18R	18" x 18" x 12"	56 1/2" x 23 <sup>13/16"</sup>	(1) R - 18"	1	
BKS-2-18-12-18T	18" x 18" x 12"	72" x 23 <sup>13/16"</sup>	(2) - 18"	1	
BKS-2-20-12-18T	20" x 20" x 12"	76" x 25 <sup>13/16"</sup>	(2) - 18"	1	
BKS-2-24-14	24" x 24" x 14"	53" x 29 <sup>13/16"</sup>	None	1	
BKS-2-24-14-24L	24" x 24" x 14"	74 1/2" x 29 <sup>13/16"</sup>	(1) L - 24"	1	
BKS-2-24-14-24R	24" x 24" x 14"	74 1/2" x 29 <sup>13/16"</sup>	(1) R - 24"	1	
BKS-2-24-14-24T	24" x 24" x 14"	96" x 29 <sup>13/16"</sup>	(2) - 24"	1	



### BKS - S/S Legs and End Bracing

- 18 ga T-304 Stainless Steel
  - 1<sup>5/8</sup>" Legs w/ 1" Adjustable High Impact Corrosion Resistant Feet
  - Add-on to any NSF Certified Compartment Sink
  - Includes 4 legs-2pcs bracing, 4 pcs BKBS-1 Sockets & 4 pcs BK-SSPAF
- \* Recommended use with BK Resources Sinks ONLY

**EXAMPLE:**

If you have a BKS-1-1620-12 (Bowl Width 20" and Bowl Depth 12") you will need Part Number BKL-SSH-1220

Part Number	Fits: Bowl Depth	Fits: Bowl Width	Part Number	Fits: Bowl Depth	Fits: Bowl Width
BKL-SSH-1014	10"	14"	BKL-SSH-1424	14"	24"
BKL-SSH-1218	12"	18"	BKL-SSH-1418	14"	18"
BKL-SSH-1220	12"	20"	BKL-SSH-1415	14"	15"
BKL-SSH-1216	12"	16"	BKL-SSH-1420	14"	20"
BKL-SSH-1230	12"	30"	BKL-SSH-1430	14"	30"

\* Volume Pricing is based on Minimum Purchase of 5 (any combo). Pricing is per sink.

⚠ WARNING: Cancer and Reproductive Harm P65Warnings.ca.gov - all products on this page



**BKCS**

**18 ga. T-304 S/S Three Compartment Corner Sinks**

- Accommodates (2) 8" O.C. Faucets
- 1 1/2" Rounded Front & Side Edges
- 1 5/8" Galvanized Legs w/Adjustable High Impact Corrosion Resistant Feet
- 3 1/2" Drains Included
- 9" Backsplash
- 43 1/2" Overall Height
- 33 3/4" Work Height
- T-304 18 ga. S/S Deck & Bowls
- Cross Bracing



Part Number	Unit Size (l x w)	Bowl Dim. (l x w x d)	Drainboard (l x w)
BKCS-3-18-14-18T	57" x 57"	18" x 18" x 14"	18" x 23 1/2"
BKCS-3-18-14-24T	63" x 63"	18" x 18" x 14"	24" x 23 1/2"
BKCS-3-24-14-24T	75" x 75"	24" x 24" x 14"	24" x 29 1/2"



Upgrade To S/S Legs and End Bracing by adding "S" to the end of the Part Number

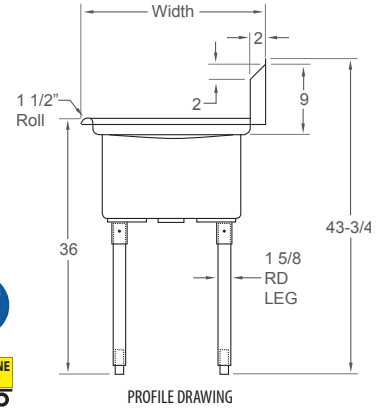
**EXAMPLE:**

BKS-1-1620-12S = BKS-1-1620-12 + BKL-SSH-1220

See pg. 40 for Details.

**Additional Accessories**

- Water Lines Pg. 34
- Lever Drains Pg. 28
- Faucets Pg. 20-23
- Prep Basket Pg. 127
- Side Splash Pg. 54



**BKS - One Compartment Sinks**

- 18 ga T-304 Stainless Steel
- 1 5/8" Galvanized Legs w/ 1" Adjustable High Impact Corrosion Resistant Feet
- 1/4" Pitched Drainboards To Ensure Proper Drainage

- 1 1/2" Rounded Front and Side Edges
- Accommodates 8" On Center Faucets
- 1 (BKDR-4) 3 1/2" Drain Included
- 9" Backsplash



Part Number	Bowl Size (l x w x d)	Unit Size (l x w)	Drainboard
BKS-1-15-14	15" x 15" x 14"	20" x 21 13/16"	None
BKS-1-1620-12	16" x 20" x 12"	21" x 25 13/16"	None
BKS-1-1620-12-18L	16" x 20" x 12"	36 1/2" x 25 13/16"	(1) L - 18"
BKS-1-1620-12-18R	16" x 20" x 12"	36 1/2" x 25 13/16"	(1) R - 18"
BKS-1-1620-12-18T	16" x 20" x 12"	52" x 25 13/16"	(2) - 18"
BKS-1-18-12	18" x 18" x 12"	23" x 23 13/16"	None
BKS-1-18-12-18L	18" x 18" x 12"	38 1/2" x 23 13/16"	(1) L - 18"
BKS-1-18-12-18R	18" x 18" x 12"	38 1/2" x 23 13/16"	(1) R - 18"
BKS-1-18-12-18T	18" x 18" x 12"	54" x 23 13/16"	(2) - 18"
BKS-1-1824-14	18" x 24" x 14"	23" x 29 13/16"	None
BKS-1-1824-14-24L	18" x 24" x 14"	44 1/2" x 29 13/16"	(1) L - 24"
BKS-1-1824-14-24R	18" x 24" x 14"	44 1/2" x 29 13/16"	(1) R - 24"
BKS-1-1824-14-24T	18" x 24" x 14"	66" x 29 13/16"	(2) - 24"
BKS-1-20-12	20" x 20" x 12"	25" x 25 13/16"	None
BKS-1-24-14	24" x 24" x 14"	29" x 29 13/16"	None
BKS-1-24-14-24L	24" x 24" x 14"	50 1/2" x 29 13/16"	(1) L - 24"
BKS-1-24-14-24R	24" x 24" x 14"	50 1/2" x 29 13/16"	(1) R - 24"
BKS-1-24-14-24T	24" x 24" x 14"	72" x 29 13/16"	(2) - 24"

\* Volume Pricing is based on Minimum Purchase of 5 (any combo). Pricing is per sink.

WARNING: Cancer and Reproductive Harm P65Warnings.ca.gov - all products on this page

## Accessories - 18 Ga. Four Compartment Sink- Convenience Store Sinks



### BKS-4-1620-14-18T

#### Four Compartment Sink



- 18 ga T-304 Stainless Steel Deck & Bowls
- Accommodates (2) 8" O.C. Faucets
- 1 5/8" Galvanized Legs w/ Adjustable High Impact Corrosion Resistant Feet
- 43 9/16" Overall Height
- 33 3/4" Work Height
- 18" Drainboards
- 3 1/2" Drains Included
- 9 3/4" Backsplash

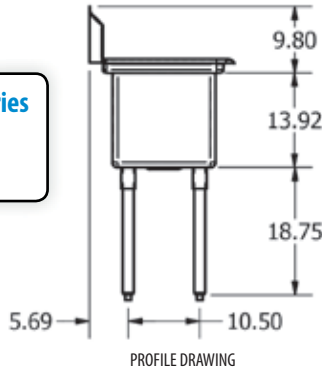
Part Number	Unit Size (l x w)	Bowl Dim. (l x w x d)
-------------	-------------------	-----------------------

BKS-4-1620-14-18T	100" x 25 <sup>3/16"</sup>	16" x 20" x 14"
-------------------	----------------------------	-----------------



#### Additional Accessories

- Water Lines Pg. 34
- Faucets Pg. 23



### BKS - Convenience Store Sinks

- 18 ga T-304 Stainless Steel Deck & Bowls
- 1/4" Pitched Drainboards To Ensure Proper Drainage
- Smaller Size for Small Spaces
- 3 1/2" Drains Included
- Accommodates 8" O.C. Faucets
- 1 1/2" Rounded Front and Side Edges
- 9" Backsplash

- 1 5/8" Galvanized Legs w/ Adjustable High Impact Corrosion Resistant Feet



Part Number	Bowl Dim. (l x w x d)	Unit Size (l x w)	Drainboard Size	# of Sinks	Sets of Faucet Holes
BKS-3-1014-10	10" x 14" x 10"	35 1/2" x 19 13/16"	NA	3	1
<b>NEW</b> BKS-3-1014-10-12T	10" x 14" x 10"	54" x 19 13/16"	(2) -12"	3	1
BKS-3-1014-10-15L	10" x 14" x 10"	47 1/2" x 19 13/16"	Left 15"	3	1
BKS-3-1014-10-15R	10" x 14" x 10"	47 1/2" x 19 13/16"	Right 15"	3	1
BKS-3-1014-10-15T	10" x 14" x 10"	60" x 19 13/16"	(2) - 15"	3	1
BKS-3-1220-12-12T	12" x 20" x 12"	60" x 25 13/16"	(2) - 12"	3	1
BKS-3-1416-12-12T	14" x 16" x 12"	66" x 21 13/16"	(2) - 12"	3	1

\* Volume Pricing is based on Minimum Purchase of 5 (any combo). Pricing is per sink.

### ES-3-18-12-18T

#### 3 Compartment Economy Sink



- 18 ga Stainless Steel
- 6 Month Warranty
- 1 5/8" Galvanized Legs w/ 1" Adjustable High Impact Corrosion Resistant Feet
- 1/4" Pitched Drainboards To Ensure Proper Drainage
- 1 1/2" Rounded Front and Side Edges
- Accommodates 8" On Center Faucets
- 3 (BKDR-4) 3 1/2" Drains Included
- 9" Backsplash

Part Number	Unit Size (l x w)	Bowl Dim. (l x w x d)
-------------	-------------------	-----------------------

<b>NEW</b> ES-3-18-12-18T	90" x 23 13/16"	18" x 18" x 12"
---------------------------	-----------------	-----------------



**!** WARNING: Cancer and Reproductive Harm P65Warnings.ca.gov - all products on this page

**BKUS - Utility Sink**

- T-304 Stainless Steel
- Rounded Corners
- 1 5/8" Galvanized Legs w/ Adjustable High
- Accommodates 8" O.C. Splashmount Faucets
- NSF Listed



Part #	Bowl Dim. (l x w x d)	Size (l x w)	Steel Gauge
BKUS-1-18-14	18" x 18" x 14"	21" x 21 1/2"	18
BKUS-1-24-14	24" x 24" x 14"	27" x 27 1/2"	18
BKUS6-1-2421-8	24" x 21" x 8"	24 1/2" x 27"	16
BKUS6-1-1821-14	18" x 21" x 14"	21" x 24 1/2"	16
BKUS6-1-2421-14	24" x 21" x 14"	24 1/2" x 27"	16
BKUS6-1-3624-14	36" x 24" x 14"	27 1/2" x 39"	16

**Additional Accessories**

- Water Lines Pg. 34
- Lever Drains Pg. 28
- Faucets Pg. 23

**BK8BS - Budget Sinks**

- 18 ga. T-430 Stainless Steel Deck & Bowls
- 1 1/2" Rounded Front and Side Edges
- 1 5/8" Galvanized Legs w/ Adjustable High
- Impact Corrosion Resistant Feet
- 3 1/2" Drains Included
- Accommodates 8" O.C. Splashmount Faucets
- Square Corners
- Not NSF Approved



BK8BS-3-18-12

Faucets Sold Separately



BK8BS-3-24-12




BK8BS-1-18-14

Part #	Bowl Dim. (l x w x d)	Unit Size (l x w)	# of Sinks	Sets of Faucet Holes
BK8BS-1-18-14	18" x 18" x 14"	21" x 21 1/2"	1	1
BK8BS-1-1821-14	18" x 21" x 14"	21" x 24 1/2"	1	1
BK8BS-1-24-14	24" x 24" x 14"	27" x 27 1/2"	1	1
BK8BS-2-18-12	18" x 18" x 12"	39" x 21 1/2"	2	1
BK8BS-2-1821-12	18" x 21" x 12"	39" x 24 1/2"	2	1
BK8BS-2-24-12	24" x 24" x 12"	51" x 27 1/2"	2	1
BK8BS-3-1221-12	12" x 21" x 12"	39" x 24 1/2"	3	1
BK8BS-3-18-12	18" x 18" x 12"	57" x 21 1/2"	3	1
BK8BS-3-1821-12	18" x 21" x 12"	57" x 24 1/2"	3	1
BK8BS-3-24-12	24" x 24" x 12"	75" x 27 1/2"	3	2

**BK8BS-DD - Detachable Drainboards**

- 18 ga T-430 Stainless Steel
- Easy To Attach & Detach
- Designed For Use On BK8BS Budget Sinks
- Self-Tapping Screws Included
- Not NSF Listed

Part #	Size
BK8BS-DD18	18" x 18"
BK8BS-DD1821	18" x 21"
BK8BS-DD24	24" x 24"



**!** WARNING: Cancer and Reproductive Harm P65Warnings.ca.gov - all products on this page



## Mop Sinks - Mop Sink Kits - Accessories - Soak Sink

### BKMS - Stainless Steel Mop Sinks

- T-304 18 ga. Stainless Steel
- Skirted on 3 Sides
- Floor Mounted
- Includes: BKDR-HD4 Brass Drain

Part Number	Description	Bowl Size
BKMS-1620-6	Mop Sink - 6" Depth	16 x 20
BKMS-1620-12	Mop Sink - 12" Depth	16 x 20
BKMS-2424-12	Mop Sink - 12" Depth	24 x 24

### BKMS - Stainless Steel Mop Sink Kits

- MOP SINK KITS INCLUDE:**
- T-304 18 ga. Stainless Steel
  - 6" or 12" Deep Mop Sink
  - BKDR-HD4 Brass Drain
  - BK-SFH-48 48" Service Hose
  - BKSF-WB1 Service Faucet
  - BK-UTH-5 Utility Tool Holder
  - Skirted on 3 Sides
  - Floor Mounted
  - 2 year warranty

Part Number	Description	Bowl Size
BKMS-1620-6-KIT	Mop Sink Kit - 6" Depth	16 x 20
BKMS-1620-12-KIT	Mop Sink Kit - 12" Depth	16 x 20
BKMS-2424-12-KIT	Mop Sink Kit - 12" Depth	24 x 24

### BKMS2 - Stainless Steel Mop Sink Kits


- MOP SINK KITS INCLUDE:**
- 6" or 12" Deep Mop Sink
  - BKDR-HD4 Brass Drain
  - BK-SFH-48 48" Service Hose
  - BKSF-WB3 Service Faucet
  - BK-UTH-5 Utility Tool Holder
  - T-304 18 ga. Stainless Steel
  - Skirted on 3 Sides
  - Floor Mounted

Part Number	Description	Bowl Size
BKMS2-1620-6-KIT	Mop Sink Kit - 6" Depth	16 x 20
BKMS2-1620-12-KIT	Mop Sink Kit - 12" Depth	16 x 20
BKMS2-2424-12-KIT	Mop Sink Kit - 12" Depth	24 x 24

### MS - Side Splash for Mop Sinks

- T-304 18 ga. Stainless Steel


Part Number	Description
MS-2424-SS2	2-Sided Splash for BKMS-2424
MS-1620-SS2	2-Sided Splash for BKMS-1620
MS-2424-SS3	3-Sided Splash for BKMS-2424
MS-1620-SS3	3-Sided Splash for BKMS-1620



(Shown as BKMS-1620-12-KIT)  
(Mops & Hose Not Included)



(Shown with MS-1620-SS3)



(Shown with MS-1620-SS2)

### BK-SFH-48 48" Service Faucet Hose

- Standard Garden Hose Threading



### BK-UTH-5 5 Slot Utility Tool Holder

- 5 Utility Slots & 6 Plastic Hooks



### BKS-1-SK-20-8-ME Soak Sink Marine Edge

- 16 ga T-304 Stainless Steel
- 20" Work Height
- Bowl Size: 20" x 20" x 8" d
- O.D.- 27 1/2" x 27 1/2" x 21 3/4" h
- 5" Polyurethane Casters w/ Top Lock Brake
- Twist Drain Included
- S/S Gussets, Legs & Cross Bracing
- Corner Bumpers



### BKSF-WB1 Service Faucet w/ Vacuum Breaker

- Wall Bracket Included
- Integral Bucket Holder On Spout
- Garden Hose Threading On Spout
- Built-In Check Valves to Prevent Back Flow



### BKSF-WB3 Service Faucet w/ Vacuum Breaker

- Wall Bracket Included
- Integral Bucket Holder On Spout
- Garden Hose Threading On Spout
- Built-In Check Valves to Prevent Back Flow



### WB2 Service Faucet Replacement Stems/Valves

- Hot & Cold Stems/Valves Sold Separately
- Only fits BKSF-WB2 units



Part Number	Includes
BKSF-WB2-CVC	Cold Stem/Valve
BKSF-WB2-HVC	Hot Stem/Valve

**!** WARNING: Cancer and Reproductive Harm P65Warnings.ca.gov - all products on this page

**i·on™**  
by bk resources

## ANTIMICROBIAL HANDSINK



APHS-W1410-STBPG  
Includes SaniTimer

## ANTIMICROBIAL BENEFITS

Our i·on™ series products are infused with an inorganic agent containing elemental ions that activate when microbes are present. This inhibits the growth of bacteria and fungus.

1.

### THE POWER OF IONS

The elemental silver ions behind the power of the antibacterial properties have been used since the ancient Egyptians.

2.

### NO STAINS

The antimicrobial properties prevent our sinks from being stained by bacteria or fungi and from discoloring with age.

3.

### INFUSED, NOT APPLIED

Many products boasting antimicrobial properties are simply an agent applied to the outer surface. Our sinks are infused into the actual material during production which creates lasting protection for the life of the product.

4.

### PROVEN SAFE

Our sinks are proven safe for food and drinking water contact. Backed by NSF certification as well as EPA & FDA approval.



## BENEFITS OF BLUE

When designing this product, we asked ourselves, how can we create a handwashing area that will be universally recognized as a contamination free zone? The answer was to make it stand out.

The distinct blue color of ion hand sinks clearly defines the area as a handwashing zone. It is easily recognized as a separate area away from food prep or dishwashing zones.

**99% Reduction of  
E-coli & Staph!\***

## 10 YEAR WARRANTY

We are so confident in the design and construction of this sink that it comes with a 10 year warranty. We offer a full replacement against defects in material or workmanship.



APHS-W1410-1BSEF

Create a Handwashing Only Zone  
with our new blue hand sink



APHS-W1410-SSBE

# ANTIMICROBIAL HANDSINK

MODEL	Included Faucet	Faucet Holes	Side Splash	Bowl Size	UNIT SIZE (l x w)
APHS-W1410-2B	N/A	2	-	14" x 10" x 5"	15 3/8" x 17"
APHS-W1410-SSB	N/A	2	Dual	14" x 10" x 5"	15 3/8" x 17"
APHS-W1410-LSB	N/A	2	Left	14" x 10" x 5"	15 3/8" x 17"
APHS-W1410-RSB	N/A	2	Right	14" x 10" x 5"	15 3/8" x 17"
APHS-W1410-1B	N/A	1	-	14" x 10" x 5"	15 3/8" x 17"
APHS-W1410-1SSB	N/A	1	Dual	14" x 10" x 5"	15 3/8" x 17"
APHS-W1410-1LSB	N/A	1	Left	14" x 10" x 5"	15 3/8" x 17"
APHS-W1410-1RSB	N/A	1	Right	14" x 10" x 5"	15 3/8" x 17"
APHS-W1410-WBBE	EVO-4SM-4G	2	-	14" x 10" x 5"	15 3/8" x 17"
APHS-W1410-WBSS	EVO-4SM-4G	2	Dual	14" x 10" x 5"	15 3/8" x 17"
APHS-W1410-BE	EVO-4SM-4G	2	-	14" x 10" x 5"	15 3/8" x 17"
APHS-W1410-SSBE	EVO-4SM-4G	2	Dual	14" x 10" x 5"	15 3/8" x 17"
APHS-W1410-BPG	BKF-W-3G-G	2	-	14" x 10" x 5"	15 3/8" x 17"
APHS-W1410-SSBPG	BKF-W-3G-G	2	Dual	14" x 10" x 5"	15 3/8" x 17"
APHS-W1410-1BSEF	BKF-SEF-3G	1	-	14" x 10" x 5"	15 3/8" x 17"
APHS-W1410-1SSEFB	BKF-SEF-3G	1	Dual	14" x 10" x 5"	15 3/8" x 17"
APHS-W1410-BKK	Knee Valve Brackets	1	-	14" x 10" x 5"	15 3/8" x 17"
APHS-W1410-BKKPG	BKKVSGS-G	1	-	14" x 10" x 5"	15 3/8" x 17"
APHS-W1410-SSBKK	Knee Valve Brackets	1	Dual	14" x 10" x 5"	15 3/8" x 17"
APHS-W1410-SSBKKPG	BKKVSGS-G	1	Dual	14" x 10" x 5"	15 3/8" x 17"
APHS-W1410-STBPG	SaniTimer	2	-	14" x 10" x 5"	15 3/8" x 17"
APHSWSSB	(1) SideSplash Only with Push Fasteners				

APHS-W1410-WBBE & APHS-W1410-WBSS are our full packaged kits that include:

- Evolution Stainless Steel 4" Gooseneck Faucet
- Color Coded Waterline Connections
- Full Color P.O.P. Box
- Blue Hand & Nail Brush
- Side Splashes on APHS-W1410-WBSS Model



Full Package Kit  
Full Package Kit




APHS-W1410-WBBE



\*This ion series product is intended to help maintain a newer and cleaner looking product. Because ion products do not sterilize, it is necessary to maintain proper sanitation protocols in regards to hand and equipment sanitizing at all times. Your ion product should be cleaned using a mild detergent and hot water, or a mild cleanser intended and approved for use on plastic surfaces. Bleach should not be used. It is always a best practice to maintain the cleanliness of equipment and enforce proper hygiene etiquette for all employees.

**⚠ WARNING: Cancer and Reproductive Harm P65Warnings.ca.gov - all products on this page**





Custom Faucet Hole Configurations Available



MSHS-48W1



# MULTISTATION HANDWASH SINKS

- Freestanding or Wall Mount Design
- 14 Ga. T-304 S/S Sink
- 18 Ga. S/S Legs/Supports
- T-304 Basket Drain Included
- 1, 2, 3, of 4 stations per sink available
- Splash Mounted Single Hole or 8" On Center Faucet
- Model #'s ending in "B" include an attached bracket for mounting knee valves
- **Custom faucet hole configurations available**
- **3-5 day lead time on all units**

Freestanding	Wall Mount	Handwash Stations	Faucet / Spout Mounting	Bracket for Knee Valve	Overall Dimensions
MSHS-24F1	MSHS-24W1	1	Single Hole Splash	-	24" (w) x 19 <sup>7</sup> / <sub>8</sub> " (d)
MSHS-24F1B	MSHS-24W1B	1	Single Hole Splash	Yes	24" (w) x 19 <sup>7</sup> / <sub>8</sub> " (d)
MSHS-24F2	MSHS-24W2	1	8" O.C. Splash	-	24" (w) x 19 <sup>7</sup> / <sub>8</sub> " (d)
MSHS-48F1	MSHS-48W1	2	Single Hole Splash	-	48" (w) x 19 <sup>7</sup> / <sub>8</sub> " (d)
MSHS-48F1B	MSHS-48W1B	2	Single Hole Splash	Yes	48" (w) x 19 <sup>7</sup> / <sub>8</sub> " (d)
MSHS-48F2	MSHS-48W2	2	8" O.C. Splash	-	48" (w) x 19 <sup>7</sup> / <sub>8</sub> " (d)
MSHS-60F1	MSHS-60W1	2	Single Hole Splash	-	60" (w) x 19 <sup>7</sup> / <sub>8</sub> " (d)
MSHS-60F1B	MSHS-60W1B	2	Single Hole Splash	Yes	60" (w) x 19 <sup>7</sup> / <sub>8</sub> " (d)
MSHS-60F2	MSHS-60W2	2	8" O.C. Splash	-	60" (w) x 19 <sup>7</sup> / <sub>8</sub> " (d)
MSHS-72F1	MSHS-72W1	3	Single Hole Splash	-	72" (w) x 19 <sup>7</sup> / <sub>8</sub> " (d)
MSHS-72F1B	MSHS-72W1B	3	Single Hole Splash	Yes	72" (w) x 19 <sup>7</sup> / <sub>8</sub> " (d)
MSHS-72F2	MSHS-72W2	3	8" O.C. Splash	-	72" (w) x 19 <sup>7</sup> / <sub>8</sub> " (d)
MSHS-96F1	MSHS-96W1	4	Single Hole Splash	-	96" (w) x 19 <sup>7</sup> / <sub>8</sub> " (d)
MSHS-96F1B	MSHS-96W1B	4	Single Hole Splash	Yes	96" (w) x 19 <sup>7</sup> / <sub>8</sub> " (d)
MSHS-96F2	MSHS-96W2	4	8" O.C. Splash	-	96" (w) x 19 <sup>7</sup> / <sub>8</sub> " (d)

**WARNING: Cancer and Reproductive Harm P65Warnings.ca.gov - all products on this page**





MSHSA-48W1

**Custom Faucet Hole Configurations Available**



MSHSA-48W2



BKF-SEF-3G











EVO-8SM-5G

# ADA MULTISTATION HANDWASH SINKS



- 14 Ga. T-304 S/S Sink
- T-304 Basket Drain Included
- 2, 3, of 4 stations per sink available
- Splash Mounted Single Hole or 8" On Center Faucet
- **Custom faucet hole configurations available**
- **3-5 day lead time on all units**

Freestanding	Handwash Stations	Faucet / Spout Mounting	Overall Dimensions
MSHSA-48W1	2	Single Hole Splash	48" (w) x 19 <sup>7/8</sup> " (d) 
MSHSA-48W2	2	2 Hole 8" O.C. Splash	48" (w) x 19 <sup>7/8</sup> " (d) 
MSHSA-60W1	2	Single Hole Splash	60" (w) x 19 <sup>7/8</sup> " (d) 
MSHSA-60W2	2	2 Hole 8" O.C. Splash	60" (w) x 19 <sup>7/8</sup> " (d) 
MSHSA-72W1	3	Single Hole Splash	72" (w) x 19 <sup>7/8</sup> " (d) 
MSHSA-72W2	3	2 Hole 8" O.C. Splash	72" (w) x 19 <sup>7/8</sup> " (d) 
MSHSA-96W1	4	Single Hole Splash	96" (w) x 19 <sup>7/8</sup> " (d) 
MSHSA-96W2	4	2 Hole 8" O.C. Splash	96" (w) x 19 <sup>7/8</sup> " (d) 

**!** WARNING: Cancer and Reproductive Harm P65Warnings.ca.gov - all products on this page

**14" x 10" - Standard T-304 Stainless Steel Hand Sinks**



- Bowl Size: 14" x 10" x 5"
- Wall Mount - 17"(w) x 15 1/2" (d)
- Deck Mount - 17" x 17"

- Includes 1 7/8" Drain (Unless noted)
- Includes Wall mounting bracket

- Splash Mount P-G units Include BKF-W-3G-G Faucet
- Deck Mount P-G units Include BKD-3G-G Faucet
- Single Hole P-G units Include BKF-SEF/DEF-3G

**BKHS-W-1410-P-G - Standard Unit**  
**Splash Mount**  
**BKHS-W-1410**  
 Standard Unit w/o Faucet



Available in pallets of 48

**BKHS-W-1410-4D-P-G - 3 1/2" Drain Unit**  
**BKHS-D-1410-4D**  
 3 1/2" Drain Unit w/o Faucet



**BKHS-D-1410-P-G - Deck Mount Unit**  
**BKHS-D-1410**  
 Deck Mount Unit w/o Faucet



**BKHS-W-1410-PT-G**  
 Splash Mount Unit with Faucet & P-Trap



**BKHS-W-1410-4D-LA**  
 3 1/2" Drain Unit with Faucet, Lever Drain, Overflow, and P-Trap All-In-One



**BKHS-D-1410-PT-G**  
 Deck Mount Unit with Faucet & P-Trap



**BKHS-W-1410-1-P-G**  
 1 Hole Splash Mount Electric Sensor Faucet  
**BKHS-W-1410-1**  
 w/o Faucet



**BKHS-W-1410-1-4D-P-G**  
 1 Hole Splash Mount Electric Sensor Faucet  
**BKHS-W-1410-1-4D**  
 w/o Faucet



**BKHS-D-1410-1-P-G**  
 1 Hole Deck Mount Electric Sensor Faucet  
**BKHS-D-1410-1**  
 w/o Faucet



**BKHS-W-1410-1MF**  
 Single Supply Metering Faucet



**BKHS-D-1410-4MF**  
 Dual Supply Metering Faucet



**BKHS-W-1410-8-P-G**  
 8" O.C. Standard Unit w/ BKF-8W-3G-G Faucet  
**BKHS-W-1410-8**  
 w/o Faucet



**BKHS-W-1410-W-G**  
 Standard Splash Mount Unit w/ Wristblade Faucet



**Handsink Faucets**



**EVO-4SM-4G**  
 Stainless Steel  
 4.5" Gooseneck  
 Splash Mount Faucet



**BKF-W-3G-G**  
 3.5" Gooseneck  
 Splash Mount Faucet



**BKD-3G-G**  
 3.5" Gooseneck  
 Deck Mount Faucet



**Electronic Hands Free & Metering Faucets**



**BKF-SEF-3G**  
 3.5" Gooseneck  
 Splash Mount  
 Sensor Faucet



**BKF-DEF-3G-G**  
 3.5" Gooseneck  
 Deck Mount  
 Sensor Faucet



**MF-1D-G**  
 Deck Mount  
 Single Supply  
 Metering Faucet



**MF-4D-G**  
 Deck Mount  
 Dual Supply  
 Metering Faucet

**14" x 10" Hand Sink & Lead Free Packages**

**14" x 10" - Side Splash T-304 Stainless Steel Hand Sinks**



- Bowl Size: 14" x 10" x 5"
- Overall Dimensions: 17"(w) x 15 1/2" (d)
- Includes 1 7/8" Drain (Unless noted)
- Includes Wall mounting bracket
- Splash Mount P-G units Include BKF-W-3G-G Faucet
- Deck Mount P-G units Include BKD-3G-G Faucet
- Single Hole P-G units Include BKF-SEF/DEF-3G

**BKHS-W-1410-SS-P-G**  
Splash Mount  
w/ Dual Side Splash  
**BKHS-W-1410-SS**  
w/o Faucet



Available  
in pallets  
of 30

**BKHS-W-1410-LS-P-G**  
Splash Mount  
w/ Left Side Splash  
**BKHS-W-1410-LS**  
w/o Faucet



**BKHS-W-1410-RS-P-G**  
Splash Mount  
w/ Right Side Splash  
**BKHS-W-1410-RS**  
w/o Faucet



**BKHS-W-1410-SS-PT-G**  
Splash Mount  
w/ Dual Side Splash,  
Faucet, and P-Trap



**BKHS-W-1410-1-SS-P-G**  
Single Hole Splash Mount  
w/ Dual Side Splash  
**BKHS-W-1410-1-SS**  
w/o Faucet



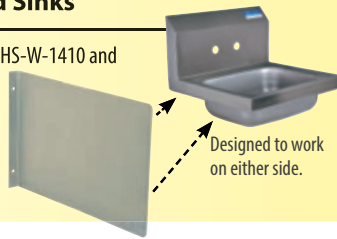
**BKHS-D-1410-SS-P-G**  
Deck Mount  
w/ Dual Side Splash  
**BKHS-D-1410-SS**  
w/o Faucet



**Single Removable Side Splash for 14 X10 Hand Sinks**

to be used with BKHS-W-1410 and BKHS-D-1410

Also See pg. 54  
Holes for illustration only.



**BKHS-D-1410-SS-PT-G**  
Deck Mount  
w/ Dual Side Splash,  
Faucet, and P-Trap



**14" x 10" - Soap & Towel Dispenser Hand Sinks**



- Bowl Size: 14" x 10" x 5"
- Overall Dimensions: 17"(w) x 15 1/2" (d)
- Includes 1 7/8" Drain (Unless noted)
- Includes Wall mounting bracket
- Splash Mount P-G units Include BKF-W-3G-G Faucet
- Deck Mount P-G units Include BKD-3G-G Faucet
- Single Hole P-G units Include BKF-SEF/DEF-3G



**BKHS-W-1410-1-4D-TD**  
Single Hole Splash Mount  
Soap & Towel Dispenser



**BKHS-W-1410-1-4DTPG**  
Soap & Towel Dispenser  
w/ Electric Sensor Faucet and  
Knee Valves



**BKHS-W-1410-4D-TD-PG**  
Splash Mount  
**BKHS-W-1410-SS**  
w/o Faucet



**BKHS-W-1410-1-4DTD-LA**  
All-In-One **\$1,486**  
Soap & Towel Dispenser,  
Electric Sensor Faucet, Lever  
Drain, P-Trap, & Overflow



**BKHS-D-1410-SKTS-P-G** **\$649**  
Deck Mount Unit  
w/ Integrated Towel Disp.  
**BKHS-W-1410-SKTS** **\$581**  
w/o Faucet



**BKHS-W-1410-4DTD-LA**  
All-In-One  
Soap & Towel Dispenser,  
Faucet, Lever Drain, P-Trap,  
& Overflow

**14" x 10" - Special Purpose T-304 Stainless Steel Hand Sinks**



- Bowl Size: 14" x 10" x 5"
- Overall Dimensions: 17"(w) x 15 1/2" (d)
- Includes 1 7/8" Drain
- Includes Wall mounting bracket
- Splash Mount P-G units Include BKF-W-3G-G Faucet
- Deck Mount P-G units Include BKD-3G-G Faucet

**EYEWASH STATION**

**BKHS-W-1410EY-P-G -  
Gooseneck Faucet  
w/ Eyewash Attachment**



BKHS-W-1410EY-P-G  
Eye Wash Station



**SANITIMER™ HANDWASHING SINKS**

**BKHS-W-1410-STPG  
Splash Mount Unit  
w/ SaniTimer™ Faucet**



BKHS-W-1410-STPG  
Includes SaniTimer™



Handwashing Compliance  
with SaniTimer™  
20 Seconds Everytime

**BKHS-D-1410-P-G  
Deck Mount Unit  
w/ SaniTimer™ Faucet**



BKHS-W-1410-STPG  
Includes SaniTimer™



**14" x 10" - Knee Valve T-304 Stainless Steel Hand Sinks**



- Bowl Size: 14" x 10" x 5"
- Overall Dimensions: 17"(w) x 15 1/2" (d)
- Includes 1 7/8" Drain
- Includes Wall mounting bracket
- Splash Mount P-G units Include BKKV-DGS-G
- Deck Mount P-G units Include BKKVSGS-G



BKHS-W-1410-1-SS-BKK-P-G



BKHS-W-1410-1-BKK-P-G

Sink Only Part Number	Sink Only LIST PRICE	Faucet & Sink Part Number	Faucet & Sink LIST PRICE	Faucet / Spout Mounting	Side Splash	Overall Dimensions
BKHS-D-1410-1-BKK		BKHS-D-1410-1-BKK-PG		Deck	-	17"(w) x 17"(d)
BKHS-D-1410-1-SS-BKK		BKHS-D-1410-1SSBKKPG		Deck	Dual	17"(w) x 17"(d)
BKHS-W-1410-1-BKK		BKHS-W-1410-1-BKKPG		Splash	-	17"(w) x 15 1/2"(d)
BKHS-W-1410-1-SS-BKK		BKHS-W-1410-1SSBKKPG		Splash	Dual	17"(w) x 15 1/2"(d)

**9" x 9" - Space Saver T-304 Stainless Steel Hand Sinks**



- Bowl Size: 9" x 9" x 5"
- Overall Dimensions: 12" x 14 1/2" (Unless Specified)
- Includes 1 7/8" Drain
- Includes Wall mounting bracket
- Splash Mount P-G units Include BKF-W-3G-G
- Deck Mount P-G units Include BKD-3G-G

**BKHS-W-SS-PT-G  
Deck Mount  
w/ Faucet & P-Trap  
BKHS-W-SS-P-G  
w/ Faucet only  
BKHS-W-SS  
w/o Faucet**



**BKHS-W-SS-SS-PT-G  
Dual Side Splash  
Splash Mount  
w/ Faucet & P-Trap  
BKHS-W-SS-SS-P-G  
w/ Faucet only  
BKHS-W-SS-SS  
w/o Faucet**



**12" X 16" Overall Size  
BKHS-W-SS-SS-TD-P-G  
Space Saver Splash Mount  
w/ Built in Towel &  
Soap Dispenser  
BKHS-W-SS-SS-TD  
w/o Faucet**



**12" X 16" Overall Size  
BKHS-D-SS-P-G  
Deck Mount Unit  
BKHS-D-SS  
Standard Unit w/o Faucet**



**12" X 16" Overall Size  
BKHS-D-SS-SS-P-G  
Deck Mount  
w/ Dual Side Splash  
BKHS-D-SS-SS  
w/o Faucet**



**12" X 16" Overall Size  
BKHS-D-SS-SKTS-P-G  
Space Saving Deck Mount w/  
Integrated Towel Dispenser  
BKHS-D-1410  
w/o Faucet**



**BKHS-W-SS-1-P-G  
Single Hole w/  
Sensor Faucet  
BKHS-W-SS-1  
w/o Faucet**




**BKHS-W-SS-1-SS-P-G  
Single Hole  
w/ Sensor Faucet &  
Dual Side Splashes  
BKHS-W-SS-1-SS  
w/o Faucet**



**Additional Accessories**

- Water Lines Pg. 53





## 16" x 20" Hand Sinks - ADA Hand Sinks - 16" x 16" Hand Sinks



BKHS-W-1620-P-G  
(Drain Is Included)



BKHS-W-1620-1-SS  
(Drain Is Included)

**Additional Accessories**  
• Water Lines Pg. 53

**LEAD FREE**  
ANSI 372 Compliant

### BKHS-W-1620 - 16" x 20" T-304 Stainless Steel Hand Sink with Lead Free Faucet

- Bowl Size: 20" (w) x 16" (d) x 5" (t)
- Mounting Bracket Included
- Drain Included
- Splash Mount Hand Sink Packages Contain Faucet BKF-W-3G-G
- Wrist Blade Handles Not Available On "-P" Hand Sink Packages

Sink Only Part Number	NSF	Faucet & Sink Part Number	Faucet / Spout Mounting	Side Splash	Drain Size	Overall Dimensions
BKHS-W-1620	✓	* BKHS-W-1620-P-G	4" O.C. Splash	-	3 1/2"	24 1/2" (w) x 21 3/4" (d)
BKHS-W-1620-1	✓	N/A	1 Hole Splash	-	3 1/2"	24 1/2" (w) x 21 3/4" (d)
BKHS-W-1620-1-SS	✓	N/A	1 Hole Splash	Dual	3 1/2"	24 1/2" (w) x 21 3/4" (d)



BKHS-ADA-S-P-G



BKHS-ADA-D-1-P-G



BKHS-D-1616  
Knee Valve & Spout Sold Separately



BKHS-D-1616-SS  
Knee Valve & Spout Sold Separately

### 16" x 14" T-304 ADA Hand Sink with Lead Free Faucet

- Bowl Size: 14" (w) x 16" (d)
- Overall Size: 20" (w) x 22" (d)
- 1 7/8" Drain Included
- Faucet Includes (Wrist Blade) BKF-WBH Handles or Sensor Faucet

Part Number	Faucet	Faucet / Spout Mounting
* BKHS-ADA-S-P-G	BKF-4SM-3G-G	Splash
BKHS-ADA-S	N/A	Splash
* BKHS-ADA-D-P-G	BKF-4DM-3G-G	Deck
BKHS-ADA-D	N/A	Deck
BKHS-ADA-D-1-P-G	BKF-DEF-3G	Deck
BKHS-ADA-D-1	N/A	Deck

### BKHS-D-1616 16" x 16" Deck Mount T-304 Hand Sink

- Bowl Size: 16" x 16" x 10 (d)
- Overall Size: 18" (w) x 20" (d)
- 3 1/2" Drain Included

Part Number	Options	Faucet
BKHS-D-1616	N/A	N/A
BKHS-D-1616-SS	N/A	N/A
BKKV-DGS-G	Knee Valve and Spout	BKF-WMB

### BKHS-W-1410-PED Pedestal Hand Sink

- Bowl Size: 14" x 10" x 5 (d)
- Overall Size: 18" (w) x 20" (d)
- 2" Drain Included
- 33" Work Height
- Easy Access Front Panel

Part Number	Faucet & Foot Valve
BKHS-W-1410-PED	N/A
* BKHS-W-1410-PED-P-G (Includes BKFVSGS-G)	Yes

**NOTE: (\*) We have combined NSF Certified components to offer you a greater value.** (Example: BKHS-ADA-S-P-G) Though these part numbers are not Certified by NSF, each component that makes up the following part numbers are individually Certified by NSF and are thereby approved for use in your facility. For more information, please call 888-310-4393.



**WARNING:** Cancer and Reproductive Harm P65Warnings.ca.gov - all products on this page

**Hand Sink Faucets, Spouts & Parts**



**EVO-4SM-4G**  
Stainless Steel  
4.5" Gooseneck  
Splash Mount Faucet



**BKF-W-3G-G**  
3.5" Gooseneck  
Splash Mount Faucet



**BKD-3G-G**  
3.5" Gooseneck  
Deck Mount Faucet



**WL-36**  
Flexible Water  
Line Connectors



**BK-PTTP**  
CPB P-Trap  
W/ Tail Piece



**Faucet Mount Hardware**  
BK-DMMK Deck Mount  
BK-SMMK-90 Splash Mount

90° Elbow  
Not Included  
In BK-DMMK

**Electronic Hands Free & Metering Faucets**



**BKF-SEF-3G**  
3.5"  
Gooseneck  
Splash Mount  
Sensor Faucet



**BKF-DEF-3G-G**  
3.5"  
Gooseneck  
Deck Mount  
Sensor Faucet



**MF-1D-G**  
Deck  
Mount  
Single Supply  
Metering Faucet



**MF-4D-G**  
Deck  
Mount  
Dual Supply  
Metering Faucet

**Replacement Handles**



**EVO-WBH**  
Stainless Steel  
Wrist Blade Handles



**BKF-WBH**  
Standard  
Wrist Blade Handles



**BKF-DBH**  
Standard  
Dial Handles

**Specialty Faucets & Adapters**



**BK-EWS**  
EyeWash  
Attachment



**ST-100**  
SaniTimer



**BKF-C414-VR**  
.5 GPM Aerator

**TS-ADPT**  
T&S® Spout  
Adapter

**Replacement Valves**

• For Faucets BKF-W-3G & BKD-3G-G

Part Number	Includes
BKF-W-HVC-G	Hot Stem/Valve
BKF-W-CVC-G	Cold Stem/Valve
BKF-W-HVCH-G	
BKF-W-CVCH-G	



BKF-W-CVC-G

• For Faucets EVO-4SM-4G

Part Number	Includes
EVO-CV-G	Cold Stem/Valve
EVO-HV-G	Hot Stem/Valve



EVO-CV-G

• For Metering Faucets

Part Number	Includes
MF-MV	Metering Valve




**BKF-AF-G<sup>+</sup>**  
Add A Faucet



- 1/4 Turn Ceramic Valve
- Heavy Duty Spout

Part Number	Spout Size
BKF-AF-6-G	6" Swing
BKF-AF-8-G	8" Swing
BKF-AF-10-G	10" Swing
BKF-AF-12-G	12" Swing
BKF-AF-14-G	14" Swing
BKF-AF-16-G	16" Swing
BKF-AF-18-G	18" DJ Swing
BKF-AF-3G-G	3.5" Gooseneck
BKF-AF-5G-G	5" Gooseneck
BKF-AF-8G-G	8" Gooseneck




### BKS-RES - Reversible End Splash

- 18 ga T-304 Stainless Steel
- Fits Left or Right Side of Sink

Part #	Fits Bowl Width
BKS-RES-18	18"
BKS-RES-20	20"
BKS-RES-24	24"

### Single Removable Side Splash For Wall Mount Hand Sink

- 16 ga. 304 Stainless Steel
- Mounts to Wall & Sink
- Hardware Included
- Caulking Included



#### 14x10 - Handsink

#### BKHS-SSW1410

### Single Removable Side Splash for Splash Mount Hand Sinks

- Fits BK Resources 10" x 14" Hand Sink (BKHS-W-1410)
- Guard is 15 1/2" x 9 1/2"

#### BKHS-SSD1410

### Single Removable Side Splash for Deck Mount Hand Sinks

- Fits BK Resources 10" x 14" Hand Sink (BKHS-D-1410)
- Guard is 17" x 9 1/2"

#### 9x9 - Handsink

#### BKHS-SWSS

### Single Removable Side Splash for Splash Mount Space Saver Hand Sinks

- Fits BK Resources 9" X 9" Space Saver Hand Sinks (BKHS-W-SS)
- Guard is 14 1/2" x 9 1/2"

#### BKHS-DWSS

### Single Removable Side Splash for Deck Mount Space Saver Hand Sinks

- Fits BK Resources 9" X 9" Space Saver Hand Sinks (BKHS-D-SS)
- Guard is 16" x 9 1/2"



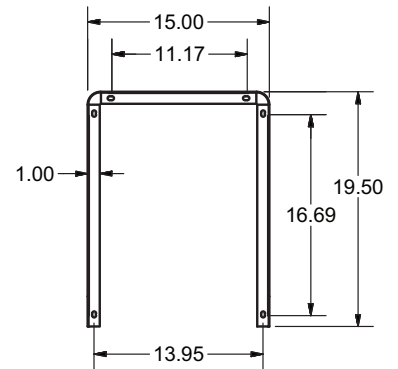
### BK-FSS

### Universal Deep Fryer Splash Shield

- 18 ga. Stainless Steel
- Fits Left or Right Side of Fryer



Sink Sold Separately



### BK-DI1014-SS

### 3-Sided Removable Side Splash for 10" x 14" Drop In Sinks

- 16 ga. 304 Stainless Steel
- Fits ALL BK Resources 10" x 14" Drop In Sinks

⚠ Also See pg. 55

### BKUB-SS18

### Single Removable Side Splash for 18" Underbar Equipment

- 16 ga. 304 Stainless Steel
- Fits BK Resources 18" Slim Line Underbar Equipment

⚠ Also See pg. 74



### BKUB-SS21

### Single Removable Side Splash for 21" Underbar Equipment

- 16 ga. 304 Stainless Steel
- Fits BK Resources 21" Standard Underbar Equipment

⚠ Also See pg. 74



⚠ **WARNING: Cancer and Reproductive Harm P65Warnings.ca.gov - all products on this page**



**DEEP DRAWN**

**One Compartment Drop In Sinks**

- T-304 Stainless Steel
- Traditional Top Mount

- Deep Drawn Construction for a seamless and more appealing design

- Accommodates 4" o/c Faucets
- DDI-28161028 Accommodates 8" o/c Faucet



Sink Only Part Number	Gauge	Sink & Faucet Part Number	Included Faucet	Included Drain	Bowl Size	Overall Size
BK-DIS-1014-5D	20	* BK-DIS-1014-5D-P-G	BKD-3G-G	BKDR-4	10" x 14" x 5" (d)	12 1/4" x 18" x 5" (d)
BK-DIS-1515	20	* BK-DIS-1515-P-G	BKD-3G-G	BKDR-4	12" x 10" x 5 3/4" (d)	15 1/16" x 15 1/16" x 5 3/4" (d)
BK-DIS-1014	20	* BK-DIS-1014-10-P-G	BKD-3G-G	BKDR-4	10" x 14" x 9" (d)	12" x 18" x 9 3/8"
BK-DIS-0909-5	20	* BK-DIS-0909-5-P-G	BKD-3G-G	BKDR-2	9" x 9" x 5" (d)	12" x 14" x 5" (d)
DDI-0909524	18	* DDI-0909524-P-G	BKD-3G-G	BKDR-2	9" x 9" x 5" (d)	11 1/8" x 13 1/2" x 5" (d)
DDI-0909524S	18	* DDI-0909524S-P-G	BKD-3G-G	BKDR-2	9" x 9" x 5" (d)	11 1/8" x 13 1/2" x 11" (d)
DDI-2016824	18	* DDI-2016824-P-G	BKD-8G-G	BKDR-4	20" x 16" x 8" (d)	21" x 23" x 8" (d)
DDI-20161224	18	* DDI-20161224-P-G	BKD-8G-G	BKDR-4	20" x 16" x 12" (d)	21" x 23" x 12" (d)
DDI-10141024S	18	* DDI-10141024S-P-G	BKD-5G-G	BKDR-4	10" x 14" x 10" (d)	12 5/8" x 18 1/2" x 15 1/4" (d)
DDI-1014524S	18	* DDI-1014524S-P-G	BKD-5G-G	BKDR-4	10" x 14" x 5" (d)	12 5/8" x 18 1/2" x 10 1/2" (d)
DDI-1614824	18	* DDI-1614824-P-G	BKD-5G-G	BKDR-4	16" x 14" x 8" (d)	19" x 19" x 8" (d)
DDI-28161028	18	* DDI-28161028-P-G	BK8D-8G-G	BKDR-4	28" x 16" x 10" (d)	31 1/4" x 20 3/4" x 10" (d)



**BK-DI1014-SS**  
**3-Sided Removable Side Splash for 10" x 14" Drop In Sinks**

- Fits ALL 10" x 14" Drop In Sinks
- Sink Sold Separately

**DEEP DRAWN**

**Two Compartment Drop In Sinks**



- T-304 18 ga Stainless Steel
- Traditional Top Mount

- Deep Drawn Construction for a seamless and more appealing design
- Accommodates 4" o/c Faucet



Sink Only Part Number	Sink & Faucet Part Number	Included Faucet	Included Drain	Bowl Size	Overall Size
DDI2-14161024	* DDI2-14161024-P-G	BKD-8G-G	(2) BKDR-4	14" x 16" x 10" (d)	31 1/4" x 20 5/8" x 10" (d)
DDI2-10141024	* DDI2-10141024-P-G	BKD-8G-G	(2) BKDR-4	10" x 14" x 10" (d)	23 1/4" x 18 1/2" x 10" (d)
DDI2-1416628 <small>NEW</small>	* DDI2-1416628-P-G	BKD-8G-G	(2) BKDR-4	14" x 16" x 6" (d)	33" x 22" x 10" (d)
DDI2-20161224	* DDI2-20161224-P-G	BKD-8G-G	(2) BKDR-4	20" x 16" x 12" (d)	45 1/4" x 21" x 10" (d)

**DEEP DRAWN**

**Three Compartment Drop In Sinks**

- T-304 18 ga Stainless Steel
- Traditional Top Mount

- Deep Drawn Construction for a seamless and more appealing design
- Accommodates 4" o/c Faucet



DDI3-162012224

Sink Only Part Number	Sink & Faucet Part Number	Included Faucet	Included Drain	Bowl Size	Overall Size
DDI3-10141024	* DDI3-10141024-P-G	BKD-8G-G	(3)BKDR-4	10" x 14" x 10" (d)	35 3/4" X 18 1/2"
DDI3-162012224	* DDI3-162012224-P-G	(2)BKD-10-G	(3)BKDR-4	16" x 20" x 12" (d)	55 3/4" X 25"

**⚠ WARNING: Cancer and Reproductive Harm P65Warnings.ca.gov - all products on this page**



## Fabricated - One, Two & Three Compartment Drop In Sinks

### FABRICATED

#### One Compartment Drop In Sinks

- T-304 18 Ga Stainless Steel
- Fabricated Construction



BK-DIS-2016-12



BK-DIS-1014-10-SS

Sink Only Part Number	Sink & Faucet Part Number	Included Faucet	Included Drain	Bowl Size	Overall Size
BK-DIS-2016-8	* BK-DIS-2016-8-P-G	BKD-8G-G	BKDR-4	16" x 20" x 8" (d)	23" x 21" x 8" (d)
BK-DIS-2016-12	* BK-DIS-2016-12-P-G	BKD-8G-G	BKDR-4	16" x 20" x 12" (d)	23" x 21" x 12" (d)
BK-DIS-1014-10-SS	* BK-DIS-1014-10-SS-PG	BKD-3G-G	BKDR-4	10" x 14" x 9" (d)	12 <sup>3</sup> / <sub>8</sub> " x 18 <sup>7</sup> / <sub>8</sub> " x 15 <sup>1</sup> / <sub>4</sub> " (d)
BK-DIS-1014-5-SS	* BK-DIS-1014-5-SS-P-G	BKD-3G-G	BKDR-4	10" x 14" x 5" (d)	12 <sup>3</sup> / <sub>8</sub> " x 18 <sup>1</sup> / <sub>2</sub> " x 10 <sup>1</sup> / <sub>2</sub> " (d)

### FABRICATED - Two Compartment Drop In Sinks



BK-DIS-1014-2

Sink Only Part Number	Sink & Faucet Part Number	Included Faucet	Included Drain	Bowl Size	Overall Size
BK-DIS-1014-2	* BK-DIS-1014-2-P-G	BKD-5G-G	(2) BKDR-4	10" x 14" x 10" (d)	24" x 18" x 10" (d)

### FABRICATED - Three Compartment Drop In Sinks


 BK-DIS-1014-3-12T  
w/ Marine Edge

 BK-DIS-1620-3ME  
w/ Marine Edge

 BK-DIS-1620-3  
Accommodates  
(2) 4" o/c Faucets


Sink Only Part Number	Sink & Faucet Part Number	Included Faucet	Included Drain	Bowl Size	Overall Size
BK-DIS-1014-3	* BK-DIS-1014-3-P-G	BKD-8G-G	(3) BKDR-4	10" x 14" x 10" (d)	36" x 18" x 10" (d)
BK-DIS-1620-3	* BK-DIS-1620-3-P-G	(2) BKD-10-G	(3) BKDR-4	16" x 20" x 12" (d)	56" x 25" x 12" (d)
BK-DIS-1620-3ME	* BK-DIS-1620-3ME-P-G	(2) BK8D-10-G	(3) BKDR-4	16" x 20" x 12" (d)	58" x 26" x 12" (d)
BK-DIS-1014-3-12T	* BK-DIS-1014-3-12T-PG	BK8D-8G-G	(3) BKDR-4	10" x 14" x 10" (d)	58 <sup>1</sup> / <sub>8</sub> " x 20" x 10 <sup>5</sup> / <sub>8</sub> "
BK-DIS-1014-3-18T	* BK-DIS-1014-3-18T-PG	BK8D-8G-G	(3) BKDR-4	10" x 14" x 10" (d)	70 <sup>1</sup> / <sub>8</sub> " x 20" x 10 <sup>5</sup> / <sub>8</sub> "

**NOTE: (\*) We have combined NSF Certified components to offer you a greater value.** (Example: BK-WS-1SGF-G) **Though these part numbers are not Certified by NSF, each component that makes up the following part numbers are individually Certified by NSF and are thereby approved for use in your facility. For more information, please call 888-310-4393.**


**WARNING: Cancer and Reproductive Harm P65Warnings.ca.gov - all products on this page**



**BK-DIBL**

**Drop In Ice Bin w/ Lid**

- Includes BKDR-325CP Drain
- Fully Insulated
- New & Improved Lid



Part Number	Size	Basin Size
BK-DIBL-1218	12" x 18"	9" x 13" x 10"
BK-DIBL-2218	22" x 18"	18" x 13" x 10"
BK-DIBL-2818	28" x 18"	24" x 13" x 10"
BK-DIBL-3418	34" x 18"	30" x 13" x 10"
BK-DIBL-3620	36" x 20"	32" x 15" x 10"
BK-DIBL-4820	48" x 20"	44" x 15" x 10"

**BK-DIBHL-2118**

**Drop In Ice Bin w/ Sink**



- Basin Size: 9" (w) x 13" (l) x 11" (h)
- Overall Size: 21" (w) x 18" (l) x 12" (h)
- Includes Drains: BKDR-2 & BKDR-325CP
- Sink Bowl Size: 11 1/2" (w) x 8 1/2" (l) x 5 1/2" (h)
- Fully Insulated

Part Number	Faucet
BK-DIBHL-2118	N/A
BK-DIBHL-2118-P-G	BKD-3G-G


**Now with Cold Plates!**



**DICP**

**Drop In Ice Bin w/ Cold Plate**

- Choose Between 7, 8, or 10 Circuit Cold Plate
- Fully Insulated
- New and Improved Lid



Part Number	Size	Basin Size	Cold Plate
DICP7-2820	28" x 20"	24" x 15" x 10"	7 Circuit
DICP7-3420	34" x 20"	30" x 15" x 10"	7 Circuit
DICP8-2820	28" x 20"	24" x 15" x 10"	8 Circuit
DICP8-3420	34" x 20"	30" x 15" x 10"	8 Circuit

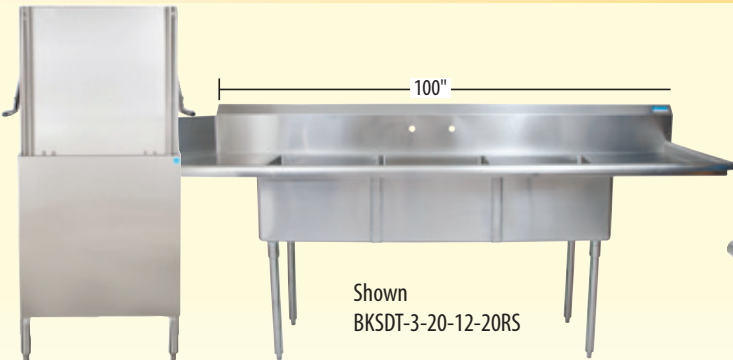
**BK-DIWSBL**

**Drop In Ice Bin w/ Water Station**



- Basin Size: 9" (w) x 13" (l) x 11" (h)
- Includes Drains: BKDR-15CP & BKDR-325CP
- Fully Insulated

Part Number	Faucet	Overall Size
BK-DIWSBL-2118G	N/A	21" w x 18" d x 13" h
BK-DIWSBL-2118G-P-G	BKF-SGF-G	21" w x 18" d x 13" h
BK-DIWSBL-2118X	N/A	18" w x 21" d x 13" h
BK-DIWSBL-2118X-P-G	BKF-SGF-G	18" w x 21" d x 13" h



Shown  
BKSDT-3-20-12-20RS



**BKSDT - Three Compartment Dish Table**



- T-304 18 ga Stainless Steel Top
- 20" x 20" x 12" (d) Bowls
- Stainless Steel Legs & End Bracing
- 1 5/8" Rolled Edge
- (3) BKDR-4 Basket Drains Included
- (2) BK-SDTS Tray Guides
- (1) BK-PRB-5 Pre-Rinse Basket

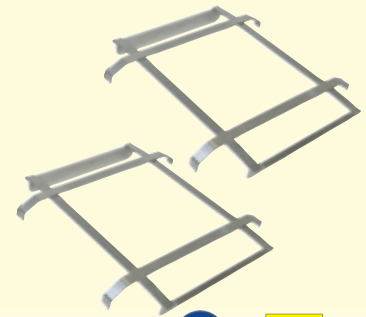

Part Number	Dish Machine
BKSDT-3-20-12-20LS	Attaches to Left Side of Dish Machine Left to right operation
BKSDT-3-20-12-20RS	Attaches to Right Side of Dish Machine Right to left operation

**!** WARNING: Cancer and Reproductive Harm P65Warnings.ca.gov - all products on this page

Dish Tables - Three Compartment - Bundle & Save



Shown  
BKSDT-C03-2012-RS



**BKSDT-C03 - Three Compartment Corner Dish Table**

- T-304 18 ga Stainless Steel Top
- Stainless Steel Legs & End Bracing
- 20" x 20" x 12" (d) Bowls
- 1 5/8" Rolled Edge
- (3) BKDR-4 Basket Drains Included
- (2) BK-SDTS Tray Guides
- (1) BK-PRB-5 Pre-Rinse Basket
- (2) Sets of Faucet Holes

Part Number	Attachment
BKSDT-C03-2012-LS	Attaches to Left Side of Dish Machine Left to right operation
BKSDT-C03-2012-RS	Attaches to Right Side of Dish Machine Right to left operation

**BUNDLE & SAVE**



BKSDT

**Bundle Any Single Bowl Soiled Dish Table and Save.** A significant advantage for you and your customers. Every soiled dish table needs one of the following bundle accessories for final installation. Save yourself time and create bigger margins with the BK Resources Bundle & Save options.

*Savings shown for each bundle is compared to purchasing each part individually at standard pricing.*



BKF-SMPR-WB-G

**-P-G**  
**SAVE \$20**

**BUNDLE #1**  
ADD "-P-G" TO ANY  
SOILED DISH TABLE PART #



BKF-SMPR-WB-G

**-P2-G**  
**SAVE \$30**


**BUNDLE #2**  
ADD "-P2-G" TO ANY  
SOILED DISH TABLE PART #



BKF-SMPR-WB-G

**-P3-G**  
**SAVE \$40**

**BUNDLE #3**  
ADD "-P3-G" TO ANY  
SOILED DISH TABLE PART #



BK-PRB-5

**!** WARNING: Cancer and Reproductive Harm P65Warnings.ca.gov - all products on this page

**BKSDT - Right Side S/S Soiled Dish Table with Galvanized Legs**

- T-304 18 ga Stainless Steel Top
- 20" x 20" x 8" Welded Bowl
- 1 5/8" Rolled Edge
- (BKDR-4) 3 1/2" Drain Included
- 30 3/8" O.A Front to Back



**-P-G**  
SAVE \$20  
Based on individual pricing

**-P2-G**  
SAVE \$30  
Based on individual pricing

**-P3-G**  
SAVE \$40  
Based on individual pricing


Part Number	NSF	Length	Legs & Bracing	Bundle #1 Price	Bundle #2 Price	Bundle #3 Price
BKSDT-26-R	✓	26"	Galvanized			
BKSDT-36-R	✓	36"	Galvanized			
BKSDT-48-R	✓	48"	Galvanized			
BKSDT-60-R	✓	60"	Galvanized			
BKSDT-72-R	✓	72"	Galvanized			

**BKSDT - Right Side S/S Soiled Dish Table with S/S Legs**



Part Number	NSF	Length	Legs & Bracing	Bundle #1 Price	Bundle #2 Price	Bundle #3 Price
BKSDT-26-R-SS	✓	26"	Stainless			
BKSDT-36-R-SS	✓	36"	Stainless			
BKSDT-48-R-SS	✓	48"	Stainless			
BKSDT-60-R-SS	✓	60"	Stainless			
BKSDT-72-R-SS	✓	72"	Stainless			

Upgrade To  
S/S Legs And  
Bracing Use  
"-SS" Part #



**S/S Legs and Bracing Kit**

• Sold separately

Part Number	LIST PRICE
BKL-DT-SS	



**BKSDT - Left Side S/S Soiled Dish Table with Galvanized Legs**

- T-304 18 ga Stainless Steel Top
- 20" x 20" x 8" Welded Bowl
- 1 5/8" Rolled Edge
- (BKDR-4) 3 1/2" Drain Included
- 30 3/8" O.A Front to Back



**-P-G**  
SAVE \$20  
Based on individual pricing

**-P2-G**  
SAVE \$30  
Based on individual pricing

**-P3-G**  
SAVE \$40  
Based on individual pricing


Part Number	NSF	Length	Legs & Bracing	Bundle #1 Price	Bundle #2 Price	Bundle #3 Price
BKSDT-26-L	✓	26"	Galvanized			
BKSDT-36-L	✓	36"	Galvanized			
BKSDT-48-L	✓	48"	Galvanized			
BKSDT-60-L	✓	60"	Galvanized			
BKSDT-72-L	✓	72"	Galvanized			

**BKSDT - Left Side S/S Soiled Dish Table with S/S Legs**



Part Number	NSF	Length	Legs & Bracing	Bundle #1 Price	Bundle #2 Price	Bundle #3 Price
BKSDT-26-L-SS	✓	26"	Stainless			
BKSDT-36-L-SS	✓	36"	Stainless			
BKSDT-48-L-SS	✓	48"	Stainless			
BKSDT-60-L-SS	✓	60"	Stainless			
BKSDT-72-L-SS	✓	72"	Stainless			

Upgrade To  
S/S Legs And  
Bracing Use  
"-SS" Part #



**S/S Legs and Bracing Kit**

• Sold separately

Part Number
BKL-DT-SS

**WARNING:** Cancer and Reproductive Harm P65Warnings.ca.gov - all products on this page



### BKCDT - Right Side S/S Clean Dish Table with Galvanized Legs

- T-304 18 ga Stainless Steel Top
- 10" Backsplash

• 1 5/8" Rolled Edge



Part Number	NSF	Length	Legs & Bracing	
BKCDT-26-R	✓	26"	Galvanized	
BKCDT-36-R	✓	36"	Galvanized	
BKCDT-48-R	✓	48"	Galvanized	
BKCDT-60-R	✓	60"	Galvanized	
BKCDT-72-R	✓	72"	Galvanized	



### BKCDT - Right Side S/S Clean Dish Table with S/S Legs



Part Number	NSF	Length	Legs & Bracing	LIST PRICE
BKCDT-26-R-SS	✓	26"	Stainless	
BKCDT-36-R-SS	✓	36"	Stainless	
BKCDT-48-R-SS	✓	48"	Stainless	
BKCDT-60-R-SS	✓	60"	Stainless	
BKCDT-72-R-SS	✓	72"	Stainless	

Upgrade To  
S/S Legs And  
Bracing Use  
"-SS" Part #

#### S/S Legs and Bracing Kit

- Sold separately

Part Number

BKL-DT-SS



### BKCDT - Left Side S/S Clean Dish Table with Galvanized Legs

- T-304 18 ga Stainless Steel Top
- 10" Backsplash

• 1 5/8" Rolled Edge




Part Number	NSF	Length	Legs & Bracing	
BKCDT-26-L	✓	26"	Galvanized	
BKCDT-36-L	✓	36"	Galvanized	
BKCDT-48-L	✓	48"	Galvanized	
BKCDT-60-L	✓	60"	Galvanized	
BKCDT-72-L	✓	72"	Galvanized	

### BKCDT - Left Side S/S Clean Dish Table with S/S Legs



Part Number	NSF	Length	Legs & Bracing	
BKCDT-26-L-SS	✓	26"	Stainless	
BKCDT-36-L-SS	✓	36"	Stainless	
BKCDT-48-L-SS	✓	48"	Stainless	
BKCDT-60-L-SS	✓	60"	Stainless	
BKCDT-72-L-SS	✓	72"	Stainless	

⚠ WARNING: Cancer and Reproductive Harm P65Warnings.ca.gov - all products on this page



Upgrade To  
S/S Legs And  
Bracing Use  
"-SS" Part #


#### S/S Legs and Bracing Kit

- Sold separately

Part Number

BKL-DT-SS

**DISH TABLE KITS**



**SAVE \$80**  
When you order any of our  
**BKDTK - Dish Table Kits**

**BKDTK - Dish Table Kits**




Kit Part Number	Clean Dish Table	Soiled Dish Table	Slant Rack Shelf	Pre-Rinse Basket	Pre-Rinse
BKDTK-26-L-G	BKCDT-26-R	BKSDT-26-L	BK-SSH-21	BK-PRB-5	BKF-SMPR-WB-AF8-G
BKDTK-26-R-G	BKCDT-26-L	BKSDT-26-R	BK-SSH-21	BK-PRB-5	BKF-SMPR-WB-AF8-G
BKDTK-48-L-G	BKCDT-48-R	BKSDT-48-L	BK-SSH-42	BK-PRB-5	BKF-SMPR-WB-AF8-G
BKDTK-48-R-G	BKCDT-48-L	BKSDT-48-R	BK-SSH-42	BK-PRB-5	BKF-SMPR-WB-AF8-G
BKDTK-72-L-G	BKCDT-72-R	BKSDT-72-L	BK-SSH-63	BK-PRB-5	BKF-SMPR-WB-AF8-G
BKDTK-72-R-G	BKCDT-72-L	BKSDT-72-R	BK-SSH-63	BK-PRB-5	BKF-SMPR-WB-AF8-G



**BK-SDTS**  
Tray Slide

- T-304 Stainless Steel
- #4 Polish
- 3/16" Bar Stock

Part Number	Fits Bowl Size (w x l)
BK-SDTS	20"x20"
BK-SDTS-1824	18"x24"



**T-304 16 ga. S/S Pre-Rinse Basket**

- Perforated bowl design
- Designed for easy use

Part Number	Fits Bowl Size (w x l)	Price
BK-PRB-5	20 x 20	\$235
BK-PRB-1824	18 x 24	
BK-PRB-2424	24 x 24	
BK-PRB-2030	20 x 30	



**BK-TSH**  
Stainless Steel Tubular Shelf

- T-304 18 ga. Stainless Steel
- 1 5/8" O.D. Stainless Tubing

Part Number	Length
BK-TSH-22	22"
BK-TSH-42	42"
BK-TSH-63	63"



**BK-SSH**  
Stainless Steel Slant Rack Shelf

- T-304 18ga. Stainless Steel
- S/S Weep Requires 1" Nylon Tubing

Part Number	Length
BK-SSH-21	21"
BK-SSH-42	42"
BK-SSH-63	63"



**WARNING: Cancer and Reproductive Harm P65Warnings.ca.gov - all products on this page**



### BKUCDT- Left Side - Undercounter Dish Table

- T-304 18 ga Stainless Steel
- Galvanized or S/S Legs & Bracing
- Adjustable High Impact Corrosion Resistant Feet
- 20" x 20" x 8" Deep Sink
- (BKDR-4) 3 1/2" Drains Included
- 10" Backsplash
- Compatible with 8" Faucets
- Sink on Left Side



**-P-G**  
**SAVE \$20**  
Based on individual pricing

**-P3-G**  
**SAVE \$40**  
Based on individual pricing

⚠ See Bundle Package Details on pg.51

Part Number	Length	Legs & Bracing	Bundle #1 Price	Bundle #3 Price
BKUCDT-50-L	50"	Galvanized		
BKUCDT-60-L	60"	Galvanized		
BKUCDT-50-L-SS	50"	Stainless		
BKUCDT-60-L-SS	60"	Stainless		

### Customer Applications



### BKUCDT- Right Side - Undercounter Dish Table

- T-304 18 ga Stainless Steel
- Galvanized or S/S Legs & Bracing
- Adjustable High Impact Corrosion Resistant Feet
- 20" x 20" x 8" Deep Sink
- (BKDR-4) 3 1/2" Drains Included
- 10" Backsplash
- Compatible with 8" Faucets
- Sink on Right Side



**-P-G**  
**SAVE \$20**  
Based on individual pricing

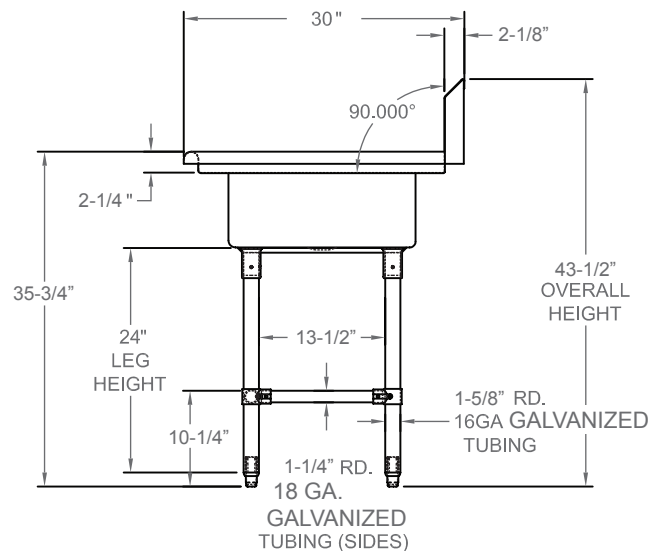
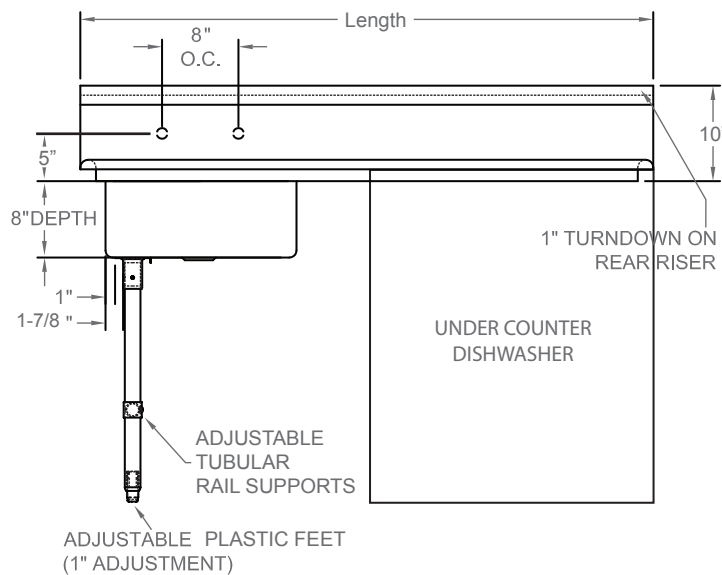
**-P3-G**  
**SAVE \$40**  
Based on individual pricing

⚠ See Bundle Package Details on pg.51

Part Number	Length	Legs & Bracing	Bundle #1 Price	Bundle #3 Price
BKUCDT-50-R	50"	Galvanized		
BKUCDT-60-R	60"	Galvanized		
BKUCDT-50-R-SS	50"	Stainless		
BKUCDT-60-R-SS	60"	Stainless		



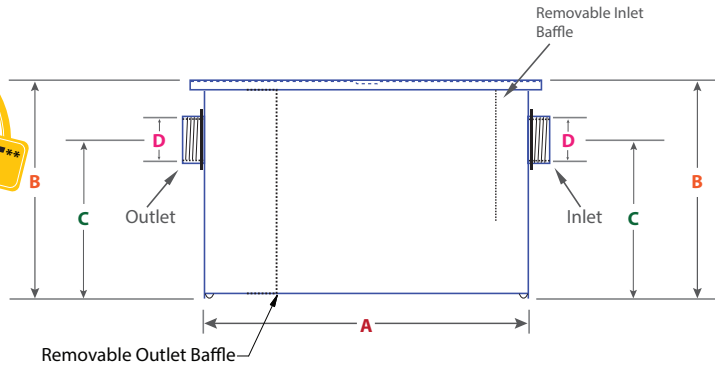
### LEFT SIDE SOILED DISH TABLE LAYOUT



⚠ **WARNING: Cancer and Reproductive Harm P65Warnings.ca.gov - all products on this page**

**NEW**

### New Plastic Grease Traps!



### PGT - Plastic Grease Traps

- Constructed of strong plastics which are known for superior resistance
- Removable baffles for ease of maintenance
- Limited Lifetime Warranty
- Main body of grease trap suspended above floor to avoid corrosive environment and extend life
- T-Vent provided
- Includes threaded no hub connectors
- Designed for removing and isolating F.O.G. ( Fat, Oil, Grease ) from wastewater wherever food is Prepared

Part Number	GPM Capacity	Grease Cap (lbs.)	A	B	C	D	Width
PGT-14	7	14 lbs.	15 <sup>1/8</sup> "	11 <sup>5/8</sup> "	7 <sup>11/16</sup> "	2"	12"
PGT-20	10	20 lbs.	17 <sup>1/2</sup> "	13 <sup>1/16</sup> "	8 <sup>3/4</sup> "	2"	12"
PGT-30	15	30 lbs.	18 <sup>1/8</sup> "	13 <sup>1/2</sup> "	10 <sup>3/8</sup> "	2"	17"

**\*\*LIMITED WARRANTY - Guaranteed to be free of manufacture defects during normal usage from date of purchase by the original end user.**

## What Size Grease Trap Do I Need?

Use this formula or calculation to find the right size grease trap for your kitchen setup.\*

<b>1.</b> Length X Width X Depth of your bowls (All Total. Example: a 3 Compartment Sink - add up each compartment LxWxD for a total)	+
<b>2.</b> Multiply that number by the number of bowls (Example: a 3 Compartment Sink, multiply by 3)	X
<b>3.</b> Divide by 231 (This gives you contents in gallons.)	÷
<b>4.</b> Multiply by .75 (This gives you grease capacity in lbs.)	X
<b>5.</b> Look up capacity (lbs.) to find grease trap model you will need	<b>TOTAL</b>

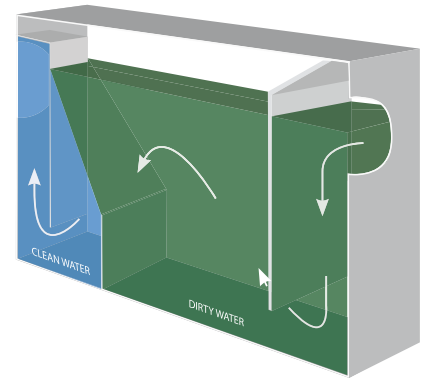
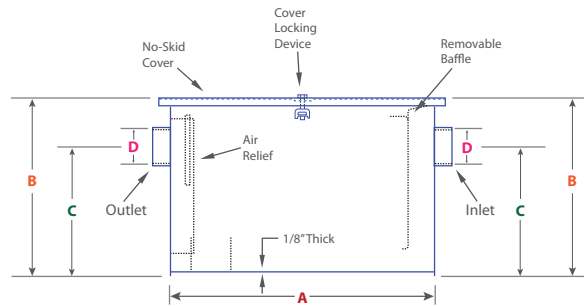
\* Always refer to Local Codes.  
Thanks to The Plumbing & Drainage Institute for this formula.

**!** WARNING: Cancer and Reproductive Harm P65Warnings.ca.gov - all products on this page





WARRANTED  
1  
YEAR



### BK-GT - Carbon Steel Grease Traps

- Constructed of 11 ga Carbon Steel w/ Corrosion Resistant Coating
- Non-Skid Deck Plate
- Removable Baffles for Ease of Maintenance
- Main Body of Grease Trap Suspended Above Floor to Avoid Corrosive Environment and Extend Life
- No Hub Connections
- T-Vent Provided
- Designed for removing and isolating F.O.G. ( Fat, Oil, Grease ) from wastewater wherever Food is Prepared

Part Number	GPM Capacity	Grease Cap (lbs.)	A	B	C	D	Width
BK-GT-8	4	8 lbs.	14 1/8"	11 1/4"	7 1/2"	2"	10 1/2"
BK-GT-14	7	14 lbs.	16 1/8"	12 1/8"	8 1/8"	2"	13 1/2"
BK-GT-20	10	20 lbs.	20 1/8"	12 1/8"	8 1/8"	2"	14 1/2"
BK-GT-30	15	30 lbs.	20 1/2"	13 7/8"	10 3/8"	2"	16"
BK-GT-40	20	40 lbs.	22 1/2"	15"	11 1/2"	3"	16"
BK-GT-50	25	50 lbs.	24 1/2"	16 1/2"	12"	3"	17 1/2"
BK-GT-70	35	70 lbs.	28 1/2"	19 1/2"	14 1/8"	3"	18"
BK-GT-100	50	100 lbs.	30 1/2"	21 1/2"	16 1/8"	4"	22 1/4"

• BK-GT-8, BK-GT-14, BK-GT-20, BK-GT-30 Listed by IAPMO R&T File #C-7235

• BK-GT-40, BK-GT-50, BK-GT-70, BK-GT-100 Listed by IAPMO R&T File #6728



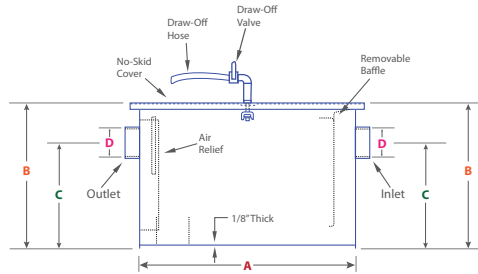
### BK-GT-SEAL Heavy Duty Grease Trap Replacement Seal

- Easy Installation
- Works with all BK-GT Grease Traps
- Please specify size of Grease Trap
- 15/16" x 3/4" x 10'

**!** WARNING: Cancer and Reproductive Harm P65Warnings.ca.gov - all products on this page

### BK-SGI - Steel Grease Interceptor

- Semi-automatic Drawoff Grease Interceptor
- Epoxy Coated Steel
- Drawoff Hose
- Shut-off Valve
- Easy Maintenance



Part Number	GPM Capacity	Grease Cap (lbs.)	A	B	C	D	Width
BK-SGI-8	4	8 lbs.	14 1/8"	11 1/4"	7 1/2"	2"	10 1/2"
BK-SGI-14	7	14 lbs.	16 1/8"	12 1/8"	8 1/8"	2"	13 1/2"
BK-SGI-20	10	20 lbs.	20 1/8"	12 1/8"	8 1/8"	2"	14 1/2"
BK-SGI-40	20	40 lbs.	22 1/2"	15"	11 1/2"	3"	16"

### BK-GT-EXT - Grease Trap Extender

- Extends Grease Trap 6" Higher
- Does NOT increase Capacity
- Lid and Grease Trap Not Included



Part Number	Fits
BK-GT-EXT8	8lb. BK-GT-8
BK-GT-EXT14	14lb. BK-GT-14
BK-GT-EXT20	20lb. BK-GT-20
BK-GT-EXT30	30lb. BK-GT-30
BK-GT-EXT40	40lb. BK-GT-40
BK-GT-EXT50	50lb. BK-GT-50
BK-GT-EXT70	70lb. BK-GT-70
BK-GT-EXT100	100lb. BK-GT-100

**!** WARNING: Cancer and Reproductive Harm P65Warnings.ca.gov - all products on this page

# Refrigeration

Back Bars • Bottle Coolers • Draft Beer Coolers • Glass Frosters



### Enhanced Refrigeration System

- Oversized and balanced
- CFC free R-134a Refrigerators maintain temps between 33°F to 38°F
- Keeps beers ice cold
- ETL Certified

### Heavy Duty Construction

- 18 gauge Stainless Steel Top
- Wear resistant black vinyl exterior
- Galvanized interior with coved corners
- Analog Thermostat
- Stainless Steel Floors

### Warranty

- **Two Year** labor and parts warranty
- **Five Year** compressor warranty



# BACK BARS



- Heavy Duty Construction  
Top is made of solid 18 gauge stainless steel for easy cleaning  
Wear resistant black vinyl exterior. Galvanized interior with SS floor and coved corners
- Field Interchangeable Doors  
Solid to Glass and Glass to Solid based on operator's needs
- Dual Pane Thermal Glass (G Models only)
- Enhanced Refrigeration System  
Factory engineered oversized and balanced refrigeration system. CFC free R-134a refrigerators maintain temperature between 33°F to 38°F, keeping beers ice cold
- Left Side Mounted Compressor & Front Breathing  
System allows easy service & unrestricted placement for the unit even in narrow spaces
- Analog Thermostat
- Stay Open Doors with Locks & LED Light
- Adjustable, Coated Wire Shelves
- Magnetic Gasket



### Optional Casters

- CAS324 fits units under 95"
- CAS336 fits units over 95"
- CAS336 is a Caster Kit of (6)
- CAS324 is a Caster Kit of (4)



CAS324-KIT

CAS336-KIT

	MODEL	DOORS	CAPACITY 12 Oz Can	SHELVES	AMPS	HP	VOLTAGE	NEMA PLUG	CORD LENGTH	UNIT SIZE	SHIPPING WT.	CUBES
<b>SOLID DOOR</b>												
	BB-2-59		852	4	6.6	1/3	115/60/1	5-15P	8'	59 1/2" x 28" x 37"	343	51
	BB-2-69		1,014	4	6.6	1/3	115/60/1	5-15P	8'	69 1/2" x 28" x 37"	370	59
	BB-3-95		1,302	6	7.2	1/3	115/60/1	5-15P	8'	95 1/2" x 28" x 37"	429	81
<b>GLASS DOOR</b>												
	BB-2G-59		852	4	6.6	1/3	115/60/1	5-15P	8'	59 1/2" x 28" x 37"	343	51
	BB-2G-69		1,014	4	6.6	1/3	115/60/1	5-15P	8'	69 1/2" x 28" x 37"	370	59
	BB-3G-95		1,302	6	7.2	1/3	115/60/1	5-15P	8'	95 1/2" x 28" x 37"	429	81

# BOTTLE COOLERS



- Heavy Duty Construction  
Top is made of solid 18 gauge stainless steel for easy cleaning  
Wear resistant black vinyl exterior  
Galvanized interior with SS floor and coved corners  
Anodized aluminum bottle rails  
Drain located in rear of cabinet to keep unit pristine at all times
- Enhanced Refrigeration System  
Factory engineered oversized and balanced refrigeration system. CFC-free R-134a refrigerators maintain temperature between 33°F to 38°F - Keeps beers ice cold
- Locking Top Slide Doors
- Analog Thermostat
- High Density Polyurethane Insulation

- Rugged, Removable Bottle Cap Opener
- Heavy Duty Adjustable Bin Dividers, Epoxy Coated

### Optional Casters

- CAS324 fits units under 95"
- CAS336 fits units over 95"
- CAS336 is a Caster Kit of (6)
- CAS324 is a Caster Kit of (4)



CAS324-KIT

CAS336-KIT

	MODEL	DOORS	CAPACITY 12 Oz Can	CAPACITY 12 Oz Bottles	AMPS	HP	VOLTAGE	NEMA PLUG	CORD LENGTH	UNIT SIZE	SHIPPING WT.	CUBES
<b>SOLID DOOR</b>												
	BC-2-50		704	286	5.9	1/4	115/60/1	5-15P	8'	50 1/2" x 26 1/2" x 33 3/8"	260	37
	BC-2-65		890	360	6.2	1/3	115/60/1	5-15P	8'	65 1/2" x 26 1/2" x 33 3/8"	310	50.5
	BC-3-95		1,150	547	6.2	1/2	115/60/1	5-15P	8'	95" x 26 1/2" x 33 3/8"	508	69





Draft Beer Coolers - Glass Frosters - Refrigeration

# DRAFT BEER COOLERS



- Heavy Duty Construction  
Top is made of solid 18 gauge stainless steel, including drip tray(s), for easy cleaning  
Wear resistant black vinyl exterior. Galvanized interior with SS floor and covered corners  
Drain is located in rear of cabinets to keep unit pristine at all times
- Polished Stainless Steel Towers  
Draft towers are three inches in diameter, stainless steel with polyurethane insulation  
The continuous flow of cold air throughout the tower results in a perfect pour
- Interchangeable Doors  
Field interchangeable doors from Solid to Glass or Glass to Solid
- Enhanced Refrigeration System  
Factory engineered oversized and balanced refrigeration system. CFC free R-134a refrigerators maintain temperature between 33°F to 38°F, keeping beers ice cold.
- Side Mounted Compressor & Front Breathing  
System allows easy service & unrestricted placement of the unit
- Analog Thermostat
- Stay Open Doors with Locks & LED Light  
90° stay open door feature and LED light underneath the mullion
- Open Cavity  
Evaporator located on left side above compressor provides an open cavity and more working room
- Magnetic Gasket
- DBC-11-24  
Single keg units are rear breathing with internal drain, internal CO2 chain harness and knockout place for external CO2 PLACEMENT  
Includes 3" casters

## Optional Draft Beer Towers

• Single/Double/Triple draft towers  
• Fits All DBC Units

Part #	Nozzles	Slant Top Style	LIST PRICE
T-11	1	No	
T-12	2	No	
T-13	3	No	
ST-11	1	Yes	

## Optional Casters

Part #	# of Casters	Fits Units
CAS324-KIT	4	Under 95"
CAS336-KIT	6	95" Models

MODEL	DOORS	TOWERS	TAPS	KEGS	AMPS	HP	VOLTAGE	NEMA PLUG	UNIT SIZE	WT.	SHIPPING CUBES
<b>SOLID DOOR</b>											
DBC-11-24		1	1	1	2.5	1/6	115/60/1	5-15P	21 3/4" x 27 3/4" x 38 3/4"	165	23
DBC-22-59		2	2	3	6.6	1/3	115/60/1	5-15P	59 1/2" x 28" x 37"	343	51
DBC-22-69		2	2	3	6.6	1/3	115/60/1	5-15P	69 1/2" x 28" x 37"	370	59
DBC-24-95		2	4	5	7.2	1/3	115/60/1	5-15P	95 1/2" x 28" x 37"	429	81

# GLASS FROSTERS



- Heavy Duty Construction  
Top is made of solid 18 gauge stainless steel for easy cleaning. Wear resistant black vinyl exterior. Galvanized interior with SS floor and covered corners.  
Compressor is mounted on the right side with service friendly slide out rail system
- Enhanced Refrigeration System  
Factory engineered oversized and balanced refrigeration system.  
CFC-free R-134a refrigerators maintain temperature below 0°F for the best in chilling glasses
- Digital Thermostat
- High Density Polyurethane Insulation  
The entire unit has a CFC-free polyurethane insulation foamed in place for extra strength and energy efficiency
- 3 Compartment Levels with Exclusive Sliding Rack System - Never have to remove the racks for maximum efficiency

## Optional Casters

• CAS324 is a Caster Kit of (4)

CAS324-KIT

MODEL	LIDS	SHELVES	AMPS	HP	VOLTAGE	NEMA PLUG	CORD LENGTH	CAPACITY 10 OZ MUGS	UNIT SIZE	WT.	SHIPPING CUBES
<b>SOLID DOOR</b>											
GF-24		6	8.0	1/6	115/60/1	5-15P	8'	96	24 5/8" x 26 7/8" x 35 3/8"	165	23
GF-36		6	8.0	1/3	115/60/1	5-15P	8'	162	36 5/8" x 26 7/8" x 35 3/8"	234	19.7
GF-50		6	8.5	1/3	115/20/1	5-15P	8'	234	49 5/8" x 26 7/8" x 35 3/8"	269	27.5

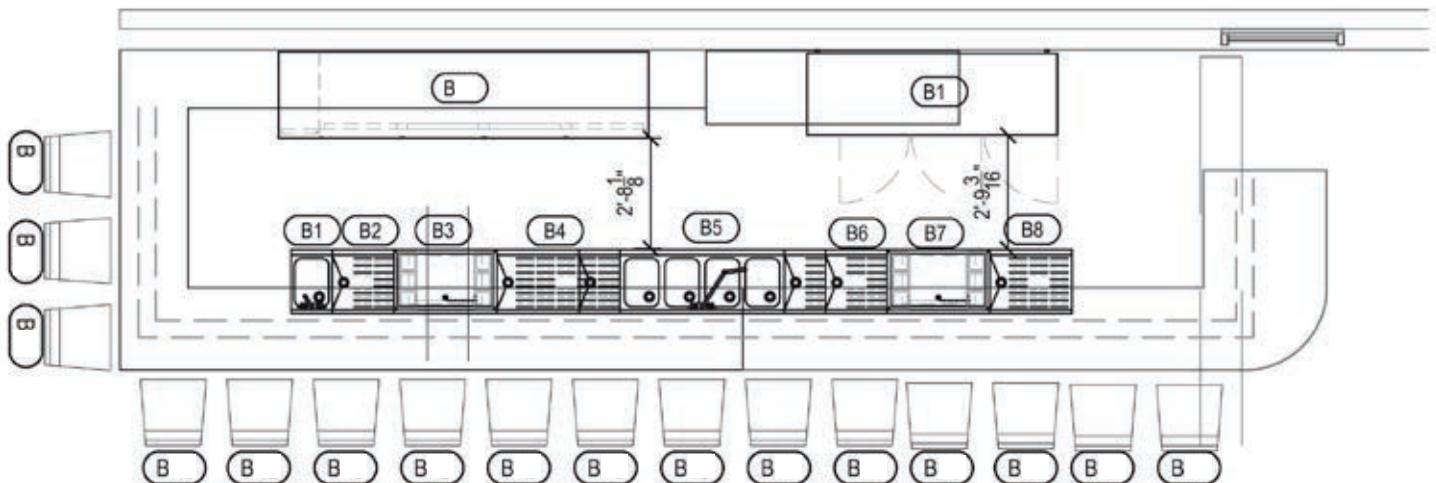


**BK** RESOURCES

# UNDERBAR

- All 18 ga/304 series stainless steel construction, including top deck, back and sides, legs and all support channels.
- BK Resources uses 304 series stainless steel legs with rust proof thermoplastic feet, STANDARD.
- Available in 18" and 21" depths. With over 150 SKU's in the line.
- In addition to our full underbar line, we also offer front of the house tables & bases, chairs, stools, back of the house sinks, tables, and refrigeration.

Item	Model
B1	BKUBS-1012HST218SPGS
B2	BKUBD-18-18S
B3	BKIB-3612-18S BKUBSR-36
B4	BKUBD-36-18S
B5	BKUBW-472TS
B6	BKUBD-18-18S
B7	BKIB-3612-18S BKUBSR-36
B8	BKUBD-24-18S
B9	BC-3-95
B10	BB-3-95
B11	BK-ML30-B



18"

SLIM-LINE DEPTH

21"

STANDARD DEPTH

**BKIB - Insulated Ice Bin and Cold Plate**

- T-304 18 ga Stainless Steel
- 7, 8, or 10 Circuit Aluminum Cold Plate

- 32 1/2" Standard Height
- Ice Bin is 12 9/16" Deep



**7 CIRCUIT**

18" DEEP	Overall: (l x w)	Ice Bin: (l x w)	Ice Bin Cap.
BKIB-CP7-2412-18S	24" x 18"	20 <sup>3/8</sup> " x 15"	66 lbs
BKIB-CP7-3012-18S	30" x 18"	25" x 15"	80 lbs
BKIB-CP7-3612-18S	36" x 18"	31" x 15"	100 lbs
BKIB-CP7-4812-18S	48" x 18"	43" x 15"	140 lbs

21" DEEP	Overall: (l x w)	Ice Bin: (l x w)	Ice Bin Cap.
BKIB-CP7-2412-21S	24" x 21"	20" x 18"	80 lbs
BKIB-CP7-3012-21S	30" x 21"	25" x 18"	97 lbs
BKIB-CP7-3612-21S	36" x 21"	31" x 18"	120 lbs
BKIB-CP7-4812-21S	48" x 21"	43" x 18"	167 lbs

**8 CIRCUIT**

18" DEEP	Overall: (l x w)	Ice Bin: (l x w)	Ice Bin Cap.
BKIB-CP8-2412-18S	24" x 18"	20 <sup>3/8</sup> " x 15"	66 lbs
BKIB-CP8-3012-18S	30" x 18"	25" x 15"	80 lbs
BKIB-CP8-3612-18S	36" x 18"	31" x 15"	100 lbs
BKIB-CP8-4812-18S	48" x 18"	43" x 15"	140 lbs

21" DEEP	Overall: (l x w)	Ice Bin: (l x w)	Ice Bin Cap.
BKIB-CP8-2412-21S	24" x 21"	20" x 18"	80 lbs
BKIB-CP8-3012-21S	30" x 21"	25" x 18"	97 lbs
BKIB-CP8-3612-21S	36" x 21"	31" x 18"	120 lbs
BKIB-CP8-4812-21S	48" x 21"	43" x 18"	167 lbs

All Ice Bins Now come Standard with Lids!

10 Circuit Now In Stock

**10 CIRCUIT**

18" DEEP	Overall: (l x w)	Ice Bin: (l x w)	Ice Bin Cap.
BKIB-CP10-3012-18S	30" x 18"	25" x 15"	80 lbs
BKIB-CP10-3612-18S	36" x 18"	31" x 15"	100 lbs
BKIB-CP10-4812-18S	48" x 18"	43" x 15"	140 lbs

21" DEEP	Overall: (l x w)	Ice Bin: (l x w)	Ice Bin Cap.
BKIB-CP10-3012-21S	30" x 21"	25" x 18"	97 lbs
BKIB-CP10-3612-21S	36" x 21"	31" x 18"	120 lbs
BKIB-CP10-4812-21S	48" x 21"	43" x 18"	167 lbs

**BKIB - Insulated Stainless Steel Ice Bin**

- T-304 18 ga Stainless Steel
- 32 1/2" Standard Height
- Ice Bin is 12 9/16" Deep
- Included Lid Required for Human Consumption

- SS Legs and Bracing
- Adjustable High Impact Corrosion Resistant Bullet Feet
- Includes Drain (BKDR-325CP)



All Ice Bins Now come Standard with Lids!

18" DEEP Ice Bin	Overall: (l x w)	Ice Bin: (l x w)	Ice Bin Cap.
BKIB-2412-18S	24" x 18"	20 <sup>3/8</sup> " x 15"	66 lbs
BKIB-3012-18S	30" x 18"	25" x 15"	80 lbs
BKIB-3612-18S	36" x 18"	31" x 15"	100 lbs
BKIB-4812-18S	48" x 18"	43" x 15"	140 lbs

21" DEEP Ice Bin	Overall: (l x w)	Ice Bin: (l x w)	Ice Bin Cap.
BKIB-2412-21S	24" x 21"	20" x 18"	80 lbs
BKIB-3012-21S	30" x 21"	25" x 18"	97 lbs
BKIB-3612-21S	36" x 21"	31" x 18"	120 lbs
BKIB-4812-21S	48" x 21"	43" x 18"	167 lbs



BKIB-2412-21S

⚠ WARNING: Cancer and Reproductive Harm P65Warnings.ca.gov - all products on this page

**BK-MIB - Stainless Steel Mobile Ice Bin**

- 18 ga Stainless Steel
- 3" Casters With Toe Activated Brake
- Removable Bottom Tray
- Drain Ball Valve In Rear of Unit



Part Number	Unit Size (l x w x h)	Ice Bin Dim. (l x w x d)	Ice Bin Capacity
BK-MIB-2422	24" x 22" x 29"	21 <sup>7/8"</sup> x 19 <sup>11/16"</sup> x 15 <sup>15/16"</sup>	117 lbs.
BK-MIB-2411	24" x 11" x 29"	21 <sup>7/8"</sup> x 8 <sup>11/16"</sup> x 15 <sup>15/16"</sup>	53 lbs.



**MIB - Stainless Steel Mobile Ice Bin with Shelf**

- 18 ga Stainless Steel
- 5" Casters With Toe Activated Brake
- Stainless Steel Shelf under unit
- Perfect for outdoor events




Part Number	Unit Size (l x w x h)	Ice Bin Dim. (l x w x d)	Ice Bin Capacity
MIB-2421	24" x 21" x 29"	20.5" x 18" x 12"	80 lb
MIB-3021	30" x 21" x 29"	25" x 18" x 12"	97 lb
MIB-3621	36" x 21" x 29"	31" x 18" x 12"	120 lb



**ACCESSORIES**

**BKIB-L - Stainless Steel Ice Bin Lid**

- T-304 18 ga Stainless Steel
- Designed To Fit BKIB Insulated SS Ice Bins ONLY



18" DEEP	Fits
BKIB-L-2418	BKIB-2412-18
BKIB-L-3018	BKIB-3012-18
BKIB-L-3618	BKIB-3612-18
BKIB-L-4818	BKIB-4812-18

21" DEEP	Fits
BKIB-L-2421	BKIB-2412-21
BKIB-L-3021	BKIB-3012-21
BKIB-L-3621	BKIB-3612-21
BKIB-L-4821	BKIB-4812-21

**SR-HSP Speed Rail Hanger**

- (2) hangers per order
- Attaches to speed rails via Keyhole Mounting
- Fits all Ice Bins



Part Number	Front to Back
SR-HSP	18"



**BKUBSR - Stainless Steel Speed Rail**


- Keyhole Mounting
- T-304 18 ga Stainless Steel
- Single or Double

Single Part #	Length	Double Part #	Length
BKUBSR-24	24"	BKUBSR-2-24	24"
BKUBSR-30	30"	BKUBSR-2-30	30"
BKUBSR-36	36"	BKUBSR-2-36	36"
BKUBSR-48	48"	BKUBSR-2-48	48"

**BK-IBBH / BK-IBBH-18 Bottle Well Holder**

- Keeps Bottles Cold w/o Contacting Ice
- Fits Ice Bins with & without Cold Plate

Part Number	Compatibility
BK-IBBH-18	Fits 18" Deep Ice Bins
BK-IBBH	Fits 21" Deep Ice Bins



**AOBS - Add-On Blender Station**

- T-304 18 ga Stainless Steel
- 8" Deep Platform



Part #	Shelf Width	LIST PRICE
AOBS-12	12"	
AOBS-18	18"	

**!** WARNING: Cancer and Reproductive Harm P65Warnings.ca.gov - all products on this page



# 18"

SLIM-LINE DEPTH

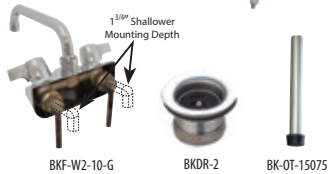
# 21"

STANDARD DEPTH

### BKUBW/ S - Stainless Steel Underbar Sinks

- 18 ga T-304 Stainless Steel
- Integrally Welded Bowls 10"(l) x 14"(w) x 10"(d)
- 32 1/2" Standard Height
- Stamped and Pitched Drainboards

- Stainless Steel Legs and Bracing
- Adjustable High Impact Corrosion Resistant Bullet Feet



- **Includes:**
- BKF-W2-10-G Faucet
- BKDR-2 Basket Drains
- BK-OT-15075 7" Overflow Tubes



- **Includes:**
- BKD-10-G Faucet
- BKDR-2 Basket Drains
- BK-OT-15075 7" Overflow Tubes

18" DEEP	Length	# of Bowls	Drainboard Size	Sets of Faucet Holes	
BKUBW-224S	24"	2	N/A	1	
BKUBW-336S	36"	3	N/A	1	
BKUBW-236LS	36"	2	(1) L - 12 3/4"	1	
BKUBW-236RS	36"	2	(1) R - 12 3/4"	1	
BKUBW-248TS	48"	2	(2) - 13 3/16"	1	
BKUBW-348LS	48"	3	(1) L - 13 5/8"	1	
BKUBW-348RS	48"	3	(1) R - 13 5/8"	1	
BKUBW-360TS	60"	3	(2) - 13 1/2"	1	
BKUBW-372TS	72"	3	(2) - 19"	1	
BKUBW-472TS	72"	4	(2) - 13 3/4"	2	
BKUBW-384TS	84"	3	(2) - 25"	1	
BKUBW-484TS	84"	4	(2) - 19"	2	
BKUBW-496TS	96"	4	(2) - 25"	2	

21" DEEP	Length	# of Bowls	Drainboard Size	Sets of Faucet Holes	
BKUBS-224S	24"	2	N/A	1	
BKUBS-336S	36"	3	N/A	1	
BKUBS-236RS	36"	2	(1) R - 12 3/4"	1	
BKUBS-248TS	48"	2	(2) - 13 3/16"	1	
BKUBS-348LS	48"	3	(1) L - 13 5/8"	1	
BKUBS-348RS	48"	3	(1) R - 13 5/8"	1	
BKUBS-360TS	60"	3	(2) - 13 1/2"	1	
BKUBS-372TS	72"	3	(2) - 19"	1	
BKUBS-472TS	72"	4	(2) - 13 3/4"	2	
BKUBS-384TS	84"	3	(2) - 25"	1	
BKUBS-484TS	84"	4	(2) - 19"	2	
BKUBS-396TS	96"	3	(2) - 31"	1	
BKUBS-496TS	96"	4	(2) - 25"	2	

⚠ WARNING: Cancer and Reproductive Harm P65Warnings.ca.gov - all products on this page

**BKUB-LD - 4 Step Liquor Display**

- T-304 18 ga Stainless Steel
- 1 5/8" SS Legs and Bracing
- Approx. Capacities Based on a 1L Bottle Diameter of 3.5"

- Adjustable High Impact Corrosion Resistant Bullet Feet



18" DEEP	Overall: (l x w)	Bottle Capacity
BKUB-LD12-18S	12" x 18"	
BKUB-LD18-18S	18" x 18"	
BKUB-LD24-18S	24" x 18"	
BKUB-LD36-18S	36" x 18"	

21" DEEP	Overall: (l x w)	Bottle Capacity
BKUB-LD12-21S	12" x 21"	
BKUB-LD18-21S	18" x 21"	
BKUB-LD24-21S	24" x 21"	
BKUB-LD36-21S	36" x 21"	



BKHS-D-SS-SKTS-P-G  
9"x9" Bowl



BKHS-D-1410-SKTS-P-G  
14"x10" Bowl

**BKHS-D - Deck Mount Hand Sink w/ Integrated Towel Dispenser**

- T-304 18 ga Stainless Steel
- Mounting Bracket Included

- Includes: BKDR-2 Basket Drain



NSF International

Part Number	Bowl Size: (l x w x d)	Faucet
BKHS-D-SS-SKTS	9" x 9 x 5"	N/A
BKHS-D-SS-SKTS-P-G	9" x 9 x 5"	BKD-3G-G
BKHS-D-1410-SKTS	14" x 10 x 5"	N/A
BKHS-D-1410-SKTS-P-G	14" x 10 x 5"	BKD-3G-G

**Add a Soap Dispenser**



**BKUBGC - Stainless Steel Glass Rack**

- T-304 18 ga Stainless Steel
- Stainless Steel Legs
- Adjustable Shelf
- Holds Glass Racks
- Top Drainboard
- Includes BKDR-15CP Drain



Part Number	Overall: (l x w x h)	Adjustable Shelf Included
BKUBGC-240	24" x 21" x 32 1/2"	No
BKUBGC-241	24" x 21" x 32 1/2"	Yes
BKUBGC-242	24" x 21" x 32 1/2"	Rack Slides
BKUBGC-301	30" x 21" x 32 1/2"	Yes
BKUBGC-361	36" x 21" x 32 1/2"	Yes
BKUBGC-481	48" x 21" x 32 1/2"	Yes



Fully Adjustable Rack Slides



BKUBGC-242  
\*Racks not included



BKUBGC-241  
\*Racks not included



Fully Adjustable Shelf

**SHF - Optional/Replacement Shelf & Rack Slides**

Part Number	Fits	Description
SHF-242	All Units	Rack Slides
SHF-241	BKUBGC-241	Shelf
SHF-301	BKUBGC-301	Shelf
SHF-361	BKUBGC-361	Shelf
SHF-481	BKUBGC-481	Shelf

**! WARNING: Cancer and Reproductive Harm P65Warnings.ca.gov - all products on this page**

18"

SLIM-LINE DEPTH

21"

STANDARD DEPTH



**BKUBDMX - Mixing Station**

- T-304 18 ga Stainless Steel
- Drainboard with Add-On Blender Station Shelf
- Stainless Steel Legs and Bracing

- Adjustable High Impact Corrosion Resistant Bullet Feet
- 32 1/2" Standard Height

All-in-One

18" DEEP	Size: (l x w)
BKUBDMX-12-18S	12" x 18"
BKUBDMX-18-18S	18" x 18"

21" DEEP	Size: (l x w)
BKUBDMX-12-21S	12" x 21"
BKUBDMX-18-21S	18" x 21"

**BKUBD - Stainless Steel Drainboards**

- T-304 18 ga Stainless Steel
- Stainless Steel Legs and Bracing
- Adjustable High Impact Corrosion Resistant Bullet Feet

- Stamped Drainboards
- 32 1/2" Standard Height
- Includes Drain (BKDR-15CP)



18" DEEP	Size: (l x w)
BKUBD-12-18S	12" x 18"
BKUBD-18-18S	18" x 18"
BKUBD-24-18S	24" x 18"
BKUBD-30-18S	30" x 18"
BKUBD-36-18S	36" x 18"
BKUBD-48-18S	48" x 18"

21" DEEP	Size: (l x w)
BKUBD-12-21S	12" x 21"
BKUBD-18-21S	18" x 21"
BKUBD-24-21S	24" x 21"
BKUBD-30-21S	30" x 21"
BKUBD-36-21S	36" x 21"
BKUBD-48-21S	48" x 21"



**BKUBD-C2121S - Corner Drainboard**

- Includes Drain (BKDR-15CP)
- Stainless Steel Legs and Bracing
- 32 1/2" Standard Height

- Adjustable High Impact Corrosion Resistant Bullet Feet

18" DEEP	Size: (l x w)
BKUBD-C1818S	18" x 18"

21" DEEP	Size: (l x w)
BKUBD-C2121S	21" x 21"

ACCESSORIES

**BK-PB - Prep Basket**


- Will Fit UnderBar Sinks
- T-304 16 ga Stainless Steel
- 2" Deep



Part Number	Fits Bowl Size (l x w)
BK-PB1014	14" x 10"
BK-PB1620	20" x 16"
BK-PB1515	15" x 15"
BK-PB1818	18" x 18"

**BKUB-SS - Single Removable Side**

18" DEEP	Size: (l x h)
BKUB-SS18	18" x 4"
21" DEEP	Size: (l x h)
BKUB-SS21	21" x 4"



! WARNING: Cancer and Reproductive Harm P65Warnings.ca.gov - all products on this page

**BKUBS-1012HST - Underbar Dump Sink with Integral Towel & Soap Dispenser**



All-in-One

- T-304 18 ga Stainless Steel
- Adjustable High Impact Corrosion Resistant Bullet Feet
- Stainless Steel Legs and Bracing

- 32.5" Overall Height
- Includes: Strainer Basket, BK-UCSD-1 Soap Dispenser, Basket Drain (BKDR-2)



Perforated Strainer Basket



Soap Dispenser

Towel Dispenser

18" DEEP	Overall: (l x w)	Splash Mount Faucet
BKUBS-1012HST-518S	15"x18"	N/A
BKUBS-1012HST518SPGS	15"x18"	BKF-W2-3G-G
BKUBS-1012HST-218S	12"x18"	N/A
BKUBS-1012HST218SPGS	12"x18"	BKF-W2-3G-G

21" DEEP	Overall: (l x w)	Splash Mount Faucet
BKUBS-1012HST-521S	15"x21"	N/A
BKUBS-1012HST521SPGS	15"x21"	BKF-W2-3G-G
BKUBS-1012HST-221S	12"x21"	N/A
BKUBS-1012HST221SPGS	12"x21"	BKF-W2-3G-G



BKUBS-1014HS

BKUBS-1014HS-18S

**BKUBS-1014HS - 14" x 10" Stainless Steel Dump Sink**



Now in 12" & 14" wide units!

- Bowl Dimensions : 10" (l) x 14" (w) x 6" (d)
- Adjustable High Impact Corrosion Resistant Bullet Feet

- Stainless Steel Legs and Bracing
- 28.5" Working Height / 32.5" Overall Height
- Accepts 4" O.C. Faucet

18" DEEP	Overall: (l x w)	Splash Mount Faucet
BKUBS-1014HS-18S	14 <sup>1/2</sup> "x18"	N/A
BKUBS-1014HS-18-P-GS	14 <sup>1/2</sup> "x18"	BKF-W2-6-G
BKUBS-1014HS12-18S	12"x18"	N/A
BKUBS-1014HS1218SPGS	12"x18"	BKF-W2-6-G

21" DEEP	Overall: Deck Mount (l x w)	Faucet
BKUBS-1014HSS	14 <sup>1/2</sup> "x21"	N/A
BKUBS-1014HS-P-GS	14 <sup>1/2</sup> "x21"	BKD-6-G
BKUBS-1014HSS12	12"x21"	N/A
BKUBS-1014HS12-P-GS	12"x21"	BKD-6-G

**BKUBS-1410BS - 14" x 10" Stainless Steel Blender Station with Sink**



All-in-One

- Bowl Dimensions : 14" (l) x 10" (w) x 6" (d)
- Overall Dimensions : 18" (l) x 21" (w) x 32 1/2" (h)
- Blender Station Area: 17 3/4" (l) x 8" (w) x 7 1/2" (h)
- 28.5" Working Height
- Accepts 4" O.C. Splash Mount Faucet

21" DEEP	Faucet
BKUBS-1410BSS	N/A
BKUBS-1410BS-P-GS	BKF-W2-3G-G



Shallow Mount Application



BKUBS-1410BS-P-G

**ACCESSORIES**

**AOBS - Add-On Blender Station**




- T-304 18 ga Stainless Steel
- 8" Deep Platform

Part #	Shelf Width
AOBS-12	12"
AOBS-18	18"

**BK-PB - Prep Basket**

- Designed to fit Fabricated Bowl, Drop-In Sink, Underbar Sinks and Compartment Sinks
- T-304 16 ga Stainless Steel
- 2" Deep



Part #	Fits Bowl Size (l x w)
BK-PB1014	14" x 10"
BK-PB1620	20" x 16"
BK-PB1515	15" x 15"
BK-PB1818	18" x 18"

**!** WARNING: Cancer and Reproductive Harm P65Warnings.ca.gov - all products on this page





Add Branding to any Unit!



# PORTABLE BEVERAGE CENTER



**• Heavy Duty Construction**

Top is made of solid 14 gauge stainless steel for durability  
Body is 18 gauge stainless steel for easy cleaning

**• Indoor/Outdoor Capability**

Supplied with 2 rigid and 2 swivel 6" heavy duty casters for portability on uneven & outdoor areas

**• Add Another Profit Center**

The portability of this unit allows you to serve Ice Cold Beverages in new places

**• Promote Your Brand**

Optional wrap allows you to print whatever you want on each unit

**Options**

• Your Branding on a Durable Textured Wrap

**Branding Options**

- Print Solid colors, die cut logos or any branding
- Extra Durable Textured Wrap
- Professionally Installed at BK Resources

Add Branding to any Unit!

Part #	DESCRIPTION
VW3S	3 Sided Wrap w/ install
VW1S	1 side (front) wrap w/ install
VWDC	Cut to shape Logo w/ Install

MODEL	CAPACITY 12 Oz Can	CAPACITY 12 Oz Bottles	UNIT SIZE (l x w)
<b>WITHOUT Sliding Doors</b>			
PBC-3048	96	90	48" x 30"
PBC-3060	144	135	60" x 30"
<b>WITH Sliding Doors</b>			
PBC-3048S	96	90	48" x 30"
PBC-3060S	144	135	60" x 30"

**!** WARNING: Cancer and Reproductive Harm P65Warnings.ca.gov - all products on this page

**BKUB-WS - Underbar Complete Work Stations**



- All 18 ga T-304 Stainless Steel
- Stainless Steel Legs and Bracing
- Ice Bin, Blender Station and Drainboard
- Sold as Individual Pieces
- With Lids & Speed Rails
- Includes BKF-4SM2-3G-G Faucet
- Standard 21" Depth & 30" Work Height

**SAVE \$60**   
Based on individual pricing

Part Number	O.A. Workstation Length	O.A. Drain Board Length	O.A. Ice Bin Length	O.A. Speed Rail Length	O.A. Blender Station Length	LIST PRICE
BKUB-WS-54-GS	54"	12"	24"	24"	18"	
BKUB-WS-60-GS	60"	18"	24"	24"	18"	
BKUB-WS-66-GS	66"	24"	24"	24"	18"	
BKUB-WS-78-GS	78"	30"	30"	30"	18"	
BKUB-WS-90-GS	90"	36"	36"	36"	18"	
BKUB-WS-114-GS	114"	48"	48"	48"	18"	



**BKUB-WS-IBDB - Underbar Ice Bin / Drainboard Work Stations**



- All 18 ga T-304 Stainless Steel
- Stainless Steel Legs and Bracing
- Sold as Individual Pieces
- With Lids & Speed Rails
- Standard 21" Depth & 30" Work Height

**SAVE \$40**   
Based on individual pricing

Part Number	O.A. Work Station Length	O.A. Drainboard Length	O.A. Ice Bin Length	O.A. Speed Rail Length	LIST PRICE
BKUB-WS-IBDB-48S	48"	24"	24"	24"	
BKUB-WS-IBDB-60S	60"	30"	30"	30"	
BKUB-WS-IBDB-72S	72"	36"	36"	36"	
BKUB-WS-IBDB-96S	96"	48"	48"	48"	



**BKUB-WS-BSIB - Underbar Blender Station / Ice Bin Work Stations**



- All 18 ga T-304 Stainless Steel
- Stainless Steel Legs and Bracing
- Sold as Individual Pieces
- With Lids & Speed Rails
- Includes BKF-4SM2-3G-G Faucet
- Standard 21" Depth & 30" Work Height

**SAVE \$40**   
Based on individual pricing

Part Number	O.A. Work Station Length	O.A. Speed Rail Length	O.A. Ice Bin Length	O.A. Blender Station Length	LIST PRICE
BKUB-WS-BSIB-42-GS	42"	24"	24"	18"	
BKUB-WS-BSIB-48-GS	48"	30"	30"	18"	
BKUB-WS-BSIB-54-GS	54"	36"	36"	18"	
BKUB-WS-BSIB-66-GS	66"	48"	48"	18"	



**WARNING: Cancer and Reproductive Harm P65Warnings.ca.gov - all products on this page**



Cords run through holes for less clutter and easier access to outlets

### BKDC-2124-2H Point of Sale Work Station

- T-304 18 ga Stainless Steel
- Hole in top and back to run cords
- Fixed Shelf
- Stainless Steel Legs

### Optional Casters


- Fits BKDC-2124-2H
- (2) w/ toe lock brake (2) w/o brake
- Caster Kit of (4)

#### Part #

3SBR-BKDC-4

### BK-ICT Condiment/Spice Rack


- T-304 18 ga Stainless Steel
- 18.5" Overall Length
- Various Uses: Holds Spice Containers, Condiment Bins and many more uses



Attaches to any BK Resources Pot Rack.  
Designed to be used with the  
APR - Adjustable Table Mount Utensil Rack  
(See pg. 87)

### RSAA-24 Multi-Angle Shelf

- T-304 18 ga Stainless Steel
- 12" x 24" Overall Size
- Fits perfectly on our APR Utensil Rack (sold separately)
- Can be set up as a Flat Shelf or at a 30° Angle with bottom lip
- Maximize your work space with this Versatile Shelf



Attaches to any BK Resources Pot Rack.  
Designed to be used with the  
APR - Adjustable Table Mount Utensil Rack  
(See pg. 87)

### BKPS-1410 Printer Shelf

- T-304 16 ga Stainless Steel
- 14" Overall Length
- 10" Overall Depth
- Perfect for ticket printers
- Hole towards rear for cords




### BKMWS Microwave Shelves

- T-304 16 & 18 ga Stainless Steel
- 1 1/2" Mounting Back Lip
- 15" Angle Supports
- Mounting Template Included
- Solid Base



### BK-SSH Stainless Steel Slant Rack Shelf

- T-304 18 ga Stainless Steel
- Mounting Brackets Included
- S/S Weep Accepts 1" Nylon Tubing (Nylon Tubing Not Included)



### BK-TSH Stainless Steel Tubular Dish Shelf

- T-304 18 ga Stainless Steel
- 11 1/4" Tall
- 18 3/4" Deep
- 1 5/8" O.D. Stainless Tubing
- Slotted Mounting Holes For Easier Mounting



Part Number	Gauge	Size: (l x w)
BKMWS-2024	16 ga.	24" x 20"
BKMWS-2030	16 ga.	30" x 20"
BKMWS-2424	18 ga.	24" x 24"
BKMWS-1824	18 ga.	24" x 18"

Part Number	Size: (l x h)
BK-SSH-21	21" x 22"
BK-SSH-42	42" x 22"
BK-SSH-63	63" x 22"

Part Number	Length
BK-TSH-22	22"
BK-TSH-42	42"
BK-TSH-63	63"

**!** WARNING: Cancer and Reproductive Harm [P65Warnings.ca.gov](http://P65Warnings.ca.gov) - all products on this page

**16 Gauge T-304 PREMIUM Stainless Steel Wall Shelves**



**New 16 Gauge Wall Shelves!**

**BKWS6**

**T-304 16 Ga. Premium Stainless Steel Wall Shelf**

- Depth of 14"
- 14" (d) Shelves Have 9-3/4" Angle Supports
- T-304 16 ga. Stainless Steel
- 1 1/2" Turn Up





**BKWS6**

**T-304 16 Ga. Premium Stainless Steel Wall Shelf w/ Pot Rack**

- Includes 1 double prong pot hook (BKSSDPH) for every 12" of pot rack
- T-304 Stainless Steel Flat Bar
- 16 ga. T-304 Stainless Steel Shelf



14" Depth	Width:	# of Support Brackets
BKWS6-1436	36"	2
BKWS6-1448	48"	2
BKWS6-1460	60"	2
BKWS6-1472	72"	3
BKWS6-1496	96"	3 

14" Depth	Width:	# of Support Brackets	# of Pot Hooks
BKWS6-1436-PR	36"	2	3
BKWS6-1448-PR	48"	2	4
BKWS6-1460-PR	60"	2	5
BKWS6-1472-PR	72"	3	6
BKWS6-1496-PR	96"	3	8 

**Adjustable Installation allows for up to 1" gap from shelf to wall on all wall shelves.**

- \* Can be installed directly against wall which requires shelf to be caulked
- \* Can be installed with a 1" gap for easy cleaning and does not require caulking

 **WARNING: Cancer and Reproductive Harm P65Warnings.ca.gov - all products on this page**



T-304 PREMIUM Stainless Steel



BKWS

T-304 Premium Stainless Steel Wall Shelf

- T-304 18 ga. Stainless Steel
- Available in Depths of 12" and 16"
- 1 1/2" Turn Up
- 12" (d) Shelves Have 8" Angle Supports
- 16" (d) Shelves Have 11 1/2" Angle Supports



BKWS

T-304 Premium Stainless Steel Wall Shelf w/ Pot Rack

- Includes 1 double prong pot hook (BKSSDPH) for every 12" of pot rack
- T-304 Stainless Steel Flat Bar
- 18 ga. T-304 Stainless Steel Shelf



12" Depth	Width:	# of Support Brackets
BKWS-1224	24"	2
BKWS-1230	30"	2
BKWS-1236	36"	2
BKWS-1248	48"	2
BKWS-1260	60"	2
BKWS-1272	72"	3
BKWS-1284	84"	3
BKWS-1296	96"	3

16" Depth	Width:	# of Support Brackets
BKWS-1624	24"	2
BKWS-1630	30"	2
BKWS-1636	36"	2
BKWS-1648	48"	2
BKWS-1660	60"	2
BKWS-1672	72"	3
BKWS-1684	84"	3
BKWS-1696	96"	3

12" Depth	Width:	# of Support Brackets	# of Pot Hooks
BKWS-1224-PR	24"	2	2
BKWS-1230-PR	30"	2	2
BKWS-1236-PR	36"	2	3
BKWS-1248-PR	48"	2	4
BKWS-1260-PR	60"	2	5
BKWS-1272-PR	72"	3	6
BKWS-1284-PR	84"	3	7
BKWS-1296-PR	96"	3	8

16" Depth	Width:	# of Support Brackets	# of Pot Hooks
BKWS-1624-PR	24"	2	2
BKWS-1630-PR	30"	2	2
BKWS-1636-PR	36"	2	3
BKWS-1648-PR	48"	2	4
BKWS-1660-PR	60"	2	5
BKWS-1672-PR	72"	3	6
BKWS-1684-PR	84"	3	7
BKWS-1696-PR	96"	3	8

WARNING: Cancer and Reproductive Harm P65Warnings.ca.gov - all products on this page

T-430 ECONOMY Stainless Steel Wall Shelves



**BKWSE**

**T-430 Economy Stainless Steel Wall Shelf**

- Available in Depths of 12" and 16"
- 12" (d) Shelves Have 8" Angle Supports
- 16" (d) Shelves Have 11<sup>1/2</sup>" Angle Supports
- T-430 18 ga. Stainless Steel
- 1 1/2" Turn Up







**BKWSE**



**T-430 Economy Stainless Steel Wall Shelf w/ Pot Rack**



- Includes 1 double prong pot hook (BKSSDPH) for every 12" of pot rack
- T-304 Stainless Steel Flat Bar
- 18 ga. T-430 Stainless Steel Shelf



12" Depth	Width:	# of Support Brackets
BKWSE-1224	24"	2
BKWSE-1232	32"	2
BKWSE-1236	36"	2
BKWSE-1248	48"	2
BKWSE-1260	60"	2
BKWSE-1272	72"	3
BKWSE-1284	84"	3 
BKWSE-1296	96"	3 

12" Depth	Width:	# of Support Brackets	# of Pot Hooks
BKWSE-1224-PR	24"	2	2
BKWSE-1236-PR	36"	2	3
BKWSE-1248-PR	48"	2	4
BKWSE-1260-PR	60"	2	5
BKWSE-1272-PR	72"	3	6
BKWSE-1284-PR	84"	3	7 
BKWSE-1296-PR	96"	3	8 

16" Depth	Width:	# of Support Brackets
BKWSE-1624	24"	2
BKWSE-1632	32"	2
BKWSE-1636	36"	2
BKWSE-1648	48"	2
BKWSE-1660	60"	2
BKWSE-1672	72"	3
BKWSE-1684	84"	3 
BKWSE-1696	96"	3 

16" Depth	Width:	# of Support Brackets	# of Pot Hooks
BKWSE-1624-PR	24"	2	2
BKWSE-1636-PR	36"	2	3
BKWSE-1648-PR	48"	2	4
BKWSE-1660-PR	60"	2	5
BKWSE-1672-PR	72"	3	6
BKWSE-1684-PR	84"	3	7 
BKWSE-1696-PR	96"	3	8 

 **WARNING:** Cancer and Reproductive Harm P65Warnings.ca.gov - all products on this page

**Pass Through Shelves**







**PTS - Single Tier Pass Through Shelf**

- T-304 16 ga. stainless steel top
- Create an easy access from kitchen to server area
- Ready to install with wall mounting brackets & hardware
- 18" uses L shape bracket
- 24" uses angle bracket

**PTS - Double Tier Pass Through Shelf**

- T-304 16 ga. stainless steel top
- Create an easy access from kitchen to server area
- Ready to install with wall mounting brackets & hardware
- 18" uses L shape bracket
- 24" uses angle bracket

Part Number	Size: (l x w)
PTS-1848	18" x 48"
PTS-1860	18" x 60"
PTS-1872	18" x 72"
 PTS-1896	18" x 96"
PTS-2448	24" x 48"
PTS-2460	24" x 60"
PTS-2472	24" x 72"
 PTS-2496	24" x 96"

Part Number	Size: (l x w)
PTS-1848-2	18" x 48"
PTS-1860-2	18" x 60"
PTS-1872-2	18" x 72"
 PTS-1896-2	18" x 96"
PTS-2448-2	24" x 48"
PTS-2460-2	24" x 60"
PTS-2472-2	24" x 72"
 PTS-2496-2	24" x 96"

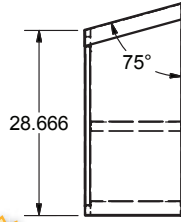
 **WARNING: Cancer and Reproductive Harm P65Warnings.ca.gov - all products on this page**



**BKWCH - Wall Cabinet w/ Hinged Doors & Adjustable Shelf**



- T-304 18 ga Stainless Steel
- 15" Deep
- Fully Adjustable Shelf
- Available with or Without Door Locks
- Solid Double-Pan Hinged Doors



Part Number	NSF	Door Lock	Size: (w x d x h)	
BKWCH-1524	✓	NO	24" x 15" x 32 1/2"	
BKWCH-1530	✓	NO	30" x 15" x 32 1/2"	
BKWCH-1536	✓	NO	36" x 15" x 32 1/2"	
BKWCH-1548	✓	NO	48" x 15" x 32 1/2"	
BKWCH-1524HL		YES	24" x 15" x 32 1/2"	
BKWCH-1530HL		YES	30" x 15" x 32 1/2"	
BKWCH-1536HL		YES	36" x 15" x 32 1/2"	
BKWCH-1548HL		YES	48" x 15" x 32 1/2"	

**Extra Adjustable Shelf**

**Fits**

SHF-BKWCH-24	BKWCH-1524/HL
SHF-BKWCH-30	BKWCH-1530/HL
SHF-BKWCH-36	BKWCH-1536/HL
SHF-BKWCH-48	BKWCH-1548/HL

**BKDC - Stainless Steel Dish Cabinet**



- Heavy Gauge Stainless Steel Top
- 18 ga Stainless Steel Body
- 1 5/8" x 6" Straight S/S Leg
- Legs Adjust 1" in Height
- Fixed Position Shelf
- 15" & 18" Depth Available

**15" Deep**

Part Number	NSF	Size: (l x w)	
BKDC-1536	✓	36" x 15"	
BKDC-1548	✓	48" x 15"	
BKDC-1560	✓	60" x 15"	
BKDC-1572	✓	72" x 15"	

**18" Deep**

Part Number	NSF	Size: (l x w)	
BKDC-1836	✓	36" x 18"	
BKDC-1848	✓	48" x 18"	
BKDC-1860	✓	60" x 18"	
BKDC-1872	✓	72" x 18"	



**BK-GRD-2  
Glass Rack Dolly  
Cart w/ Handle**

- Aluminum Construction
- Accommodates 19 3/4" x 19 3/4" Glass Racks
- 4" Swivel Casters
- Some Assembly Required



**BK-GRD-1  
Glass Rack Dolly Cart**

- Aluminum Construction
- Accommodates 19 3/4" x 19 3/4" Glass Racks
- 3" Swivel Casters

**!** WARNING: Cancer and Reproductive Harm P65Warnings.ca.gov - all products on this page



### Front Load Bun Pan Racks



#### BK-ABPR-1 Square Top Bun Pan Rack

- Stores 20 ea. 18 x 26 pans
- Ships Knocked Down
- 6065-T3 Aluminum Tubing
- Assembles Easily
- 5" Non-locking Swivel Casters
- 69" (h) x 26" (d) x 20-1/4" (w)
- 60 lb per Shelf/ 500 lb Total Capacity



#### BK-ABPR-2 Rounded Top Bun Pan Rack

- Stores 20 ea. 18 x 26 pans
- Ships Knocked Down
- 6065-T3 Aluminum
- Assembles Easily
- 5" Non-locking Swivel Casters
- 70" (h) x 26" (d) x 20-1/4" (w)
- 60 lb per Shelf/ 500 lb Total Capacity



#### BK-ABPRZ-1 Welded Nestable Bun Pan Rack

- Stores 20 ea. 18 x 26 pans
- Ships Welded Setup
- 6065-T3 Aluminum
- 5" Non-locking Swivel Casters
- 70-3/4" (h) x 26" (d) x 20-1/4" (w)
- 60 lb per Shelf/ 500 lb Total Capacity



### Side Load Bun Pan Racks



#### BK-ABPR-1S Square Top Bun Pan Rack

- Stores 20 ea. 18 x 26 pans
- Ships Knocked Down
- 6065-T3 Aluminum Tubing
- Assembles Easily
- 5" Non-locking Swivel Casters
- 69" (h) x 26" (d) x 20-1/4" (w)
- 60 lb per Shelf/ 500 lb Total Capacity



#### BK-ABPR-2S Rounded Top Bun Pan Rack

- Stores 20 ea. 18 x 26 pans
- Ships Knocked Down
- 6065-T3 Aluminum
- Assembles Easily
- 5" Non-locking Swivel Casters
- 70" (h) x 26" (d) x 20-1/4" (w)
- 60 lb per Shelf/ 500 lb Total Capacity



#### BK-ABPRZ-1S Welded Nestable Bun Pan Rack

- Stores 20 ea. 18 x 26 pans
- Ships Welded Setup
- 6065-T3 Aluminum
- 5" Non-locking Swivel Casters
- 70-3/4" (h) x 26" (d) x 20-1/4" (w)
- 60 lb per Shelf/ 500 lb Total Capacity



### Accessories



#### BK-ABPR-CVR1 Plastic Bun Pan Rack Cover

- Protect Your Products During Transport
- Heavy Duty Clear Plastic (for easy product identification)
- 3 Reinforced zippers
- Dimensions: 61" (h) x 26" (d) x 28" (w)



#### BK-BPD-1 Welded Bun Pan Dolly

- Aluminum Construction
- Accommodates 18" x 26" Sheet Pans
- 5" Swivel Casters
- 1,000 lbs. capacity

**WARNING:** Cancer and Reproductive Harm [P65Warnings.ca.gov](http://P65Warnings.ca.gov) - all products on this page

**BKC - Stainless Steel Utility Cart**



- BKC-1524S-3S & BKC-1827S-3S Includes: (4) 3 1/2" Swivel Casters
- BKC-2133S-2H Includes: (2) 3 1/2" Swivel Casters, (2) Fixed Casters
- All Welded Construction



BKC-1524S-3S



BKC-2133S-2H

Part #	Shelf Size (l x w)	# of Shelves	Material	Weight Cap.	
BKC-1524S-3S	24" x 15 1/2"	3	T-430 S/S	300 lbs.	
BKC-1827S-3S	27" x 18"	3	T-430 S/S	300 lbs.	
BKC-2133S-2H	33" x 21"	2	T-430 S/S	700 lbs.	



All Shelving Units Include Adjustable Shelves



Shown with optional casters

**VS - Dry Storage Shelving Unit**

- 2, 3 & 4 shelf options
- Adjustable galvanized shelves and posts
- Adjustable bullet feet

Part #	Unit Size (l x w x h)	Shelves	
VSU6-3124	31" x 24" x 72"	4	
VSU6-4324	43" x 24" x 72"	4	
VSU6-5524	55" x 24" x 72"	4	
VSU6-6724	67" x 24" x 72"	4	
VSU5-3124	31" x 24" x 60"	3	
VSU5-4324	43" x 24" x 60"	3	
VSU5-5524	55" x 24" x 60"	3	
VSU5-6724	67" x 24" x 60"	3	
VSU3-3124	31" x 24" x 38"	2	
VSU3-4324	43" x 24" x 38"	2	
VSU3-5524	55" x 24" x 38"	2	
VSU3-6724	67" x 24" x 38"	2	

**Create a Cart or Mobile Shelving Unit by Adding Casters!**



**For Caster Kits**

See pg. 111 for more options.

**SS - Dry Storage Shelving Unit**

- 2, 3 & 4 shelf options
- Adjustable Stainless Steel shelves and posts
- Adjustable bullet feet

Part #	Unit Size (l x w x h)	Shelves	
SSU6-3124	31" x 24" x 72"	4	
SSU6-4324	43" x 24" x 72"	4	
SSU6-5524	55" x 24" x 72"	4	
SSU6-6724	67" x 24" x 72"	4	
SSU5-3124	31" x 24" x 60"	3	
SSU5-4324	43" x 24" x 60"	3	
SSU5-5524	55" x 24" x 60"	3	
SSU5-6724	67" x 24" x 60"	3	
SSU3-3124	31" x 24" x 38"	2	
SSU3-4324	43" x 24" x 38"	2	
SSU3-5524	55" x 24" x 38"	2	
SSU3-6724	67" x 24" x 38"	2	

**! WARNING: Cancer and Reproductive Harm P65Warnings.ca.gov - all products on this page**




## Ingredient Bin - Bar Pot Racks & Hooks - Ceiling Mount Pot Rack



### IGB - Stainless Steel Ingredient Bin



- Includes: (4) 3 1/2" Swivel Casters, w/ Brakes
- Commercial Grade Stainless Steel
- Protective Rubber Corner Bumpers
- Sliding Lid

Part #	Unit Size (l x w x h)	Capacity
IGB-84	14 3/8" x 29 1/6" x 24 1/2"	84 Quart 
IGB-100	12 3/8" x 26 1/8" x 27 1/2"	100 Quart 
IGB-124	18 5/8" x 26 3/64" x 29 1/2"	124 Quart 



### BK-WPR1 - Single Bar Pot Rack



- Includes 1 double prong pot hook (BKSSDPH) for every 12" of pot rack
- 2" T-304 Stainless Steel Flat Bar
- 12" Deep

Part #	Length	Pot Hooks
BK-WPR1-48	48"	4
BK-WPR1-60	60"	5
BK-WPR1-72	72"	6





### BK-WPR2 - Double Bar Pot Rack



- Includes 1 double prong pot hook (BKSSDPH) for every 12" of pot rack
- 2" T-304 Stainless Steel Flat Bar
- Top Bar 12" (d), Bottom Bar 6" (d), 16" O.A (h)



Part #	Length	Pot Hooks
BK-WPR2-48	48"	8
BK-WPR2-60	60"	10 
BK-WPR2-72	72"	12 

### Pot Hooks

- T-304 Stainless Steel
- Single & Double Pot Hooks Available

Part Number	Hook Type
BKSSDPH	Double
BKSSPH	Single



BKSSDPH  
Shown



BKSSPH  
Shown

### BK-CM - Ceiling Mount Pot Rack

- T-304 Stainless Steel
- Includes Pot Hooks
- Includes 24" Chain & S-Hooks
- Ships KD

Part #	l x w	Pot Hooks
BK-CM36PR	28" x 20"	18
BK-CM48PR	40" x 20"	24
BK-CM60PR	52" x 20"	30
BK-CM72PR	64" x 20"	36
BK-CM96PR	88" x 20"	48



WARNING: Cancer and Reproductive Harm P65Warnings.ca.gov - all products on this page

Adjustable Table Mount Pot Racks

**APQ - 360 Table Mount Pot Rack**

- Adjustable to any height
- 4 hooks per every 12" of pot rack
- Includes: Pot rack & Uprights
- Mounts directly to table with self-tapping screws (included)
- Uprights are 50" high

**Part # Length**

APQ-36	36"
APQ-48	48"
APQ-60	60"
APQ-72	72"

**APU - Table Mount Pot Rack**

- Adjustable to any height
- Extends 8" out from uprights
- 2 hooks per every 12" of pot rack
- Includes: Pot rack & Uprights
- Mounts directly to table with self-tapping screws (included)
- Uprights are 50" high

**Part # Length**

APU-36	36"
APU-48	48"
APU-60	60"
APU-72	72"

**APR - Table Mount Utensil Rack**

- Adjustable to any height
- 1 hook per every 12" of rack
- Includes: & Uprights
- Mounts directly to table with self-tapping screws (included)
- Uprights are 50" high

**Part # Length**


APR-36	36"
APR-48	48"
APR-60	60"
APR-72	72"

**BK-ICT Condiment/Spice Rack**

- Fits APR Utensil Rack
- More info on page 71

**RSAA-24 Multi-Angle Shelf**

- Fits APR Utensil Rack
- More info on page 71



**Add a Rack!**

**APR-BAR- Utensil Bar Add On**

- Add an extra utensil rack to your table mount
- 1 hook per every 12" of rack

**Part # Length**

APR-36BAR	36"
APR-48BAR	48"
APR-60BAR	60"
APR-72BAR	72"

**!** WARNING: Cancer and Reproductive Harm P65Warnings.ca.gov - all products on this page





### BK-OSD / OSS - Stainless Steel Overshelves



BK-OSD-1248  
Shown  
Double Overshelves 31 1/4" (h)

- 18 ga. Stainless Steel
- Adjustable Lower Shelves

- Mounts directly on table with included self-tapping screws

- Shipped Knocked Down
- 96" has 3 Upright Supports

#### Double Over Shelves

Length	12" Width Part Number	18" Width Part Number
36"	BK-OSD-1236	BK-OSD-1836
48"	BK-OSD-1248	BK-OSD-1848
60"	BK-OSD-1260	BK-OSD-1860
72"	BK-OSD-1272	BK-OSD-1872
96"	BK-OSD-1296	BK-OSD-1896



BK-OSS-1248  
Shown  
Single Overshelves 18" (h)

#### Single Over Shelves

Length	12" Width Part Number	18" Width Part Number
36"	BK-OSS-1236	BK-OSS-1836
48"	BK-OSS-1248	BK-OSS-1848
60"	BK-OSS-1260	BK-OSS-1860
72"	BK-OSS-1272	BK-OSS-1872
96"	BK-OSS-1296	BK-OSS-1896

### BK-ADR - Dunnage Rack

- 1 1/2" Square Tubing
- Aluminum Tubing

- 8" or 12" O.A. Height
- If Shipping UPS, will go at Oversized Rate



Part #	8" Tall Size: (l x w)	Capacity	Part #	12" Tall Size: (l x w)	Capacity
BK-ADR-3620-8	36" X 20"	3,000 lbs	BK-ADR-3620-12	36" X 20"	3,000 lbs
BK-ADR-3624-8	36" X 24"	3,000 lbs	BK-ADR-3624-12	36" X 24"	3,000 lbs
BK-ADR-4820-8	48" X 20"	2,000 lbs	BK-ADR-4820-12	48" X 20"	2,000 lbs
BK-ADR-4824-8	48" X 24"	2,000 lbs	BK-ADR-4824-12	48" X 24"	2,000 lbs
BK-ADR-6020-8	60" X 20"	1,500 lbs	BK-ADR-6020-12	60" X 20"	1,500 lbs
BK-ADR-6024-8	60" X 24"	1,500 lbs	BK-ADR-6024-12	60" X 24"	1,500 lbs



### BK-ST-ADR - Stackable Dunnage Rack

- 1 1/2" Square Tubing
- Aluminum Tubing

- Vertical "L" Shaped Legs for Stacking
- 8" or 12" O.A. Height



Part #	8" Tall Size: (l x w)	Capacity	Part #	12" Tall Size: (l x w)	Capacity
BK-ST-ADR-3620-8	36" X 20"	1,500 lbs	BK-ST-ADR-2420-12	24" X 20"	1,500 lbs
BK-ST-ADR-3624-8	36" X 24"	1,500 lbs	BK-ST-ADR-3620-12	36" X 20"	1,500 lbs
BK-ST-ADR-4820-8	48" X 20"	1,000 lbs	BK-ST-ADR-3624-12	36" X 24"	1,500 lbs
BK-ST-ADR-4824-8	48" X 24"	1,000 lbs	BK-ST-ADR-4820-12	48" X 20"	1,000 lbs
BK-ST-ADR-6020-8	60" X 20"	750 lbs	BK-ST-ADR-4824-12	48" X 24"	1,000 lbs
BK-ST-ADR-6024-8	60" X 24"	750 lbs	BK-ST-ADR-6020-12	60" X 20"	750 lbs
			BK-ST-ADR-6024-12	60" X 24"	750 lbs



**!** WARNING: Cancer and Reproductive Harm P65Warnings.ca.gov - all products on this page

# Prepping the back and serving the front.



## Cutting Boards

Our NduraLite cutting boards are perfect for back of the house. They are incredibly durable and can take the abuse of a busy restaurant. These maintenance free boards are stain resistant, scratch resistant, sanitary, and heat resistant. They perform like wood boards but are impervious, which helps keep bacteria away. Every two-sided cutting board is designed with rounded edges, rounded corners and with a circular hole for hanging.

Model#	Thickness	Size: (l x w)
NL1880906RP	3/16"	9" x 6"
NL1881311RP	3/16"	13" x 11"
NL1881710RP	3/16"	17" x 10"
NL1881814RP	3/16"	18" x 14"



## Presentation Boards

Our presentation boards offer you a professional and attractive way to serve, display and carry food products. They have all the great features of our standard NduraLite cutting boards, but are perfect for front of house. Unlike standard serving utensils, these composite boards can withstand drops and are incredibly durable. They are designed with a hand slot on one end and can be ordered with or without a ramekin well.

### without Ramekin Well

Model#	Thickness	Size: (l x w)
NL1881706RH	3/16"	17" x 6"
NL18810170H	3/16"	17" x 10"


### with Ramekin Well

Model#	Thickness	Size: (l x w)
NL1881706RHR	3/16"	17" x 6"
NL18817100HR	3/16"	17" x 10"



## Custom NduraLite Boards

BK Resources also offers custom boards, displays, pizza boards, serving trays and many other items. If you have a need or an idea for a custom NduraLite board, give us a call at 1-888-310-4393.



# 14 & 16 Gauge Stainless Steel Work Tables

- 14 ga or 16 ga T-304 Stainless Steel Top
- 34 3/4" Height
- Sound Deadened Integrally Welded 5" "C" Channels to Reinforce and Maintain Level Working Surface
- 1 5/8" Diameter Legs
- 14 Ga and 16 Ga Tables, 24" and 30" Wide, with Stainless Steel Legs have 1 1/4" Adjustable Stainless Steel Feet (BK-SSPAF)
- 14 Ga and 16 Ga Tables, 36" Wide, with Stainless Steel Legs have 1 1/4" Adjustable Stainless Steel Feet (BK-SSAF)
- 16 Ga Tables with Galvanized Legs have 1 1/4" Adjustable High Impact Corrosion Resistant Feet (BK-PLAF)



QVTRS Shown



QTT-9636 Shown



**BK-SSAF**  
Used on 36" Wide  
14 Ga and 16 Ga  
Tables  
1,000 lb Weight  
Capacity per Foot



**BK-SSPAF**  
Used on 24" and  
30" Wide  
14 Ga and 16 Ga  
Tables  
200 lb Weight  
Capacity per Foot



**BK-PLAF**  
Used on 16 Ga  
Tables with  
Galvanized Legs  
200 lb Weight  
Capacity per Foot



# T-304 14 GAUGE



**Additional Accessories**

- S/S Drawers Pg. 100
- S/S Overshelves Pg. 88
- Pot Racks Pg. 87

**QVT / QVTOB - 14 Gauge Stainless Steel Tables**



- 14 Ga. T-304 Stainless Steel Top
- 1<sup>5/8</sup>" Stainless Steel Legs
- Top Reinforced with (2) 5" "C" Channels
- 36" Wide Tables are Reinforced with (3) 5" "C" Channels
- 1<sup>1/4</sup>" Adjustable Stainless Steel Feet
- 96" & 84" Tables Have 6 Legs
- 34<sup>3/4</sup>" Height

Size: (l x w)	Galvanized Legs & Undershelf	Base w/ Galvanized Legs	S/S Legs & Undershelf	5" Riser Table S/S Legs & Undershelf	Open Base w/ S/S Legs	Open Base 5" Riser w/ S/S Legs
24" X 24"	-	-	QVT-2424	-	QVTOB-2424	-
30" X 24"	-	-	QVT-3024	-	QVTOB-3024	-
36" X 24"	-	-	QVT-3624	-	QVTOB-3624	-
48" X 24"	-	-	QVT-4824	-	QVTOB-4824	-
60" X 24"	-	-	QVT-6024	-	QVTOB-6024	-
72" X 24"	-	-	QVT-7224	-	QVTOB-7224	-
84" X 24"	-	-	QVT-8424	QVTR5-8424  \$1,841	QVTOB-8424	QVTR5OB-8424
96" X 24"	-	-	QVT-9624	-	QVTOB-9624	-
30" X 30"	-	-	QVT-3030	-	QVTOB-3030	-
36" X 30"	-	-	QVT-3630	QVTR5-3630  \$961	QVTOB-3630	QVTR5OB-3630
48" X 30"	-	-	QVT-4830	QVTR5-4830  \$1,246	QVTOB-4830	QVTR5OB-4830
60" X 30"	-	-	QVT-6030	QVTR5-6030  \$1,457	QVTOB-6030	QVTR5OB-6030
72" X 30"	-	-	QVT-7230	QVTR5-7230  \$1,701	QVTOB-7230	QVTR5OB-7230
84" X 30"	-	-	QVT-8430	QVTR5-8430  \$1,999	QVTOB-8430	QVTR5OB-8430
96" X 30"	-	-	QVT-9630	QVTR5-9630  \$2,159	QVTOB-9630	QVTR5OB-9630
36" X 36"	QTT-3636	QTTOB-3636	QVT-3636	-	QVTOB-3636	-
48" X 36"	QTT-4836	QTTOB-4836	QVT-4836	-	QVTOB-4836	-
60" X 36"	QTT-6036	QTTOB-6036	QVT-6036	-	QVTOB-6036	-
72" X 36"	QTT-7236	QTTOB-7236	QVT-7236	-	QVTOB-7236	-
96" X 36"	QTT-9636	QTTOB-9636	QVT-9636	-	QVTOB-9636	-

**Design Your Own Work Table** See Pg. 107 for more details.

- We offer light in-house modification work on select tables and cabinets.
  - Take the expense out of custom design. We've saved customers thousands of dollars from custom work.
  - Check out pg 100-101 for more options and details on how you can create your own BKDC unit to fit your needs!
- WARNING: Cancer and Reproductive Harm P65Warnings.ca.gov - all products on this page**



**BK-ICT - Condiment/  
Spice Rack**  
See pg. 78 & 87



**Overshelf**  
pg. 88



**Adjustable Table  
Mount Utensil Rack**



**Check out this  
Maxed Out  
Workstation!**



**Drawer Assembly**  
pg. 100




BKDWR-2015-ASSY-SS  
Shown

**Additional  
Undershelf**  
pg. 95



VTS-3630  
Shown

**RSAA-24 - Multi-Angle Shelf**  
Fits on Utensil Rack  
See pg. 78 & 87



**IGB-100 - Ingredient Bin**  
Fits under Open Base Tables  
See pg. 86



**Casters**  
pg. 111



5SBR-RA-PLY  
Shown

### CVTCR5 - 16 Gauge Stainless Steel Corner Work Table with 5" Riser



- 16 ga. T-304 Stainless Steel Top
- Top Reinforced with (2) 5" "C" Channels
- 1 5/8" Legs
- 5" Riser
- S/S Legs w/ 1 1/4" Adjustable Stainless Steel Feet
- 34 3/4" Height

Part #	Length
CVTCR5-2424	24" X 24"
CVTCR5-3030	30" x 30"



**WARNING: Cancer and Reproductive Harm P65Warnings.ca.gov - all products on this page**



# T-304

## 16 GAUGE

### GALVANIZED BASE



**CTT/CTTOB - 16 Gauge Stainless Steel Work Tables**



- 16 ga. T-304 Stainless Steel Top
- Top Reinforced with (2) 5" "C" Channels
- 36" Wide Tables are Reinforced with (3) 5" "C" Channels
- 1<sup>5/8</sup>" Legs
- Galvanized Legs w/ 1<sup>1/4</sup>" Adjustable High Impact Corrosion Resistant Feet
- 96" & 84" Tables Have 6 Legs
- 34<sup>3/4</sup>" Height

Size: (Lxw)	Galv. Legs & Undershelf	5" Riser Table Galv. Legs & Undershelf	Open Base w/ Galv. Legs	Open Base 5" Riser w/ Galv. Legs
24" X 24"	CTT-2424	-	CTTOB-2424	
30" X 24"	CTT-3024	-	CTTOB-3024	
36" X 24"	CTT-3624	-	CTTOB-3624	
48" X 24"	CTT-4824	-	CTTOB-4824	
60" X 24"	CTT-6024	-	CTTOB-6024	
72" X 24"	CTT-7224	-	CTTOB-7224	
84" X 24"	-	-		
96" X 24"	CTT-9624	-	CTTOB-9624	
30" X 30"	CTT-3030	-	CTTOB-3030	
36" X 30"	CTT-3630	CTTR5-3630 \$634	CTTOB-3630	CTTR50B-3630
48" X 30"	CTT-4830	CTTR5-4830 \$766	CTTOB-4830	CTTR50B-4830
60" X 30"	CTT-6030	CTTR5-6030 \$889	CTTOB-6030	CTTR50B-6030
72" X 30"	CTT-7230	CTTR5-7230 \$1,005	CTTOB-7230	CTTR50B-7230
84" X 30"	-	-		
96" X 30"	CTT-9630	CTTR5-9630 \$1,291	CTTOB-9630	CTTR50B-9630
36" X 36"	CTT-3636	-		
48" X 36"	CTT-4836	-		
60" X 36"	CTT-6036	-		
72" X 36"	CTT-7236	-		
96" X 36"	CTT-9636	-		

**Max out your Work Table**

See Pg. 92 & 100 for more details.

- We offer accessories to maximize your work tables efficiency.
- Create the perfect workstation by adding the accessories and modifications you need.
- Check out pg 85 & 100 for more options and details on how you can create your own workstation to fit your needs!

**WARNING:** Cancer and Reproductive Harm P65Warnings.ca.gov - all products on this page

## 16 Gauge Stainless Steel Work Tables with Stainless Steel Base



CVT-4824  
Shown

# T-304 16 GAUGE

## STAINLESS STEEL BASE



CVTCRS-2424  
Shown

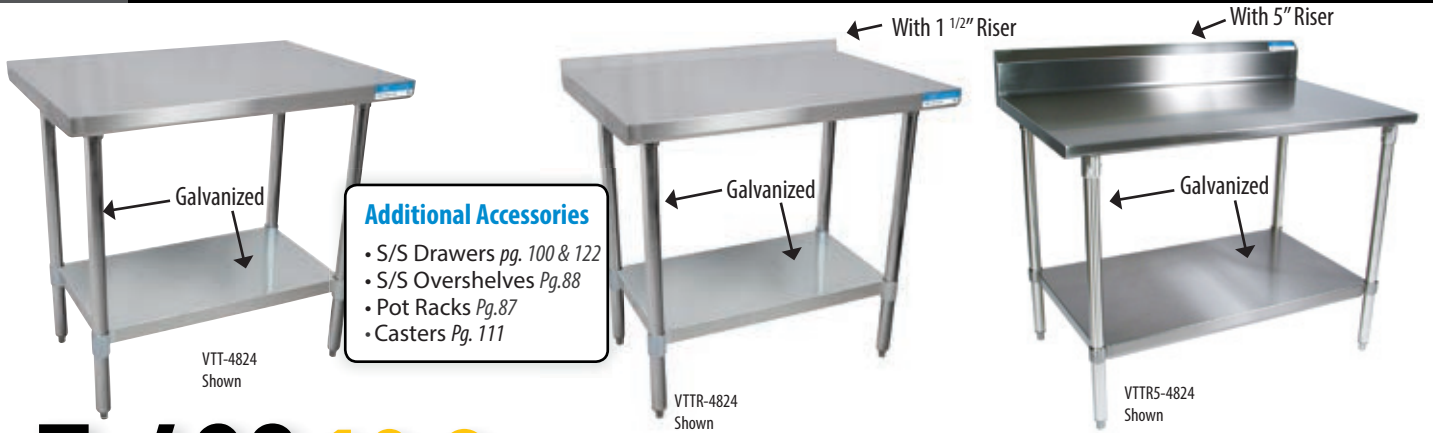
### CVT/CVTOB - 16 Gauge Stainless Steel Work Tables



- 16 ga. T-304 Stainless Steel Top
- Top Reinforced with (2) 5" "C" Channels
- 36" Wide Tables are Reinforced with (3) 5" "C" Channels
- 1<sup>5/8</sup>" Legs
- S/S Legs w/ 1<sup>1/4</sup>" Adjustable Stainless Steel Feet
- 96" & 84" Tables Have 6 Legs
- 34<sup>3/4</sup>" Height

Size: (l x w)	S/S Legs & Undershelf	5" Riser Table S/S Legs & Undershelf	Open Base w/ S/S Legs	Open Base 5" Riser w/ S/S Legs	Corner Table 5" Riser S/S Legs & Undershelf
24" X 24"	CVT-2424 \$525	-	CVTOB-2424 \$565	-	CVTCRS-2424
30" X 24"	CVT-3024 \$567	-	CVTOB-3024 \$610	-	-
36" X 24"	CVT-3624 \$631	-	CVTOB-3624 \$678	-	-
48" X 24"	CVT-4824 \$751	-	CVTOB-4824 \$808	-	-
60" X 24"	CVT-6024 \$864	-	CVTOB-6024 \$929	-	-
72" X 24"	CVT-7224 \$1,000	-	CVTOB-7224 \$1,076	-	-
84" X 24"	CVT-8424 \$1,285	CVTR5-8424	\$1,400	CVTR50B-8424	-
96" X 24"	CVT-9624 \$1,366	-	CVTOB-9624 \$1,469	-	-
30" X 30"	CVT-3030 \$647	-	CVTOB-3030 \$694	-	CVTCRS-3030
36" X 30"	CVT-3630 \$728	CVTR5-3630	CVTOB-3630 \$784	CVTR50B-3630	-
48" X 30"	CVT-4830 \$887	CVTR5-4830	CVTOB-4830 \$953	CVTR50B-4830	-
60" X 30"	CVT-6030 \$1,037	CVTR5-6030	CVTOB-6030 \$1,113	CVTR50B-6030	-
72" X 30"	CVT-7230 \$1,203	CVTR5-7230	CVTOB-7230 \$1,293	CVTR50B-7230	-
84" X 30"	CVT-8430 \$1,372	CVTR5-8430	CVTOB-8430 \$1,550	CVTR50B-8430	-
96" X 30"	CVT-9630 \$1,615	CVTR5-9630	CVTOB-9630 \$1,737	CVTR50B-9630	-
36" X 36"	CVT-3636 \$1,209	-	\$1,069	-	-
48" X 36"	CVT-4836 \$1,270	-	\$1,124	-	-
60" X 36"	CVT-6036 \$1,461	-	\$1,245	-	-
72" X 36"	CVT-7236 \$1,655	-	\$1,433	-	-
96" X 36"	CVT-9636 \$2,193	-	\$1,916	-	-

WARNING: Cancer and Reproductive Harm P65Warnings.ca.gov - all products on this page



**Additional Accessories**

- S/S Drawers pg. 100 & 122
- S/S Overshelves Pg.88
- Pot Racks Pg.87
- Casters Pg. 111

# T-430 18 Ga.

## VTS - Galvanized Undershaft

- Each Corner Brace includes 2 Set Screws for Maximum Stability
- Specifically Designed to Fit BK Resources Tables

## VTT - Stainless Steel Work Table with Galvanized Leg & Undershaft

- T-430 18 ga. Stainless Steel Top
- 1 5/8" Galvanized Legs & Adjustable Undershaft
- Top Reinforced with (2) 5" "C" Channels
- 1 1/4" Adjustable High Impact Corrosion Resistant Feet
- 96" & 84" Tables Have 6 Legs
- 34 3/4" Height



Size: (l x w)	T-430 S/S Flat Table	T-430 S/S Riser Table	T-430 S/S 5" Riser Table
24" X 18"	VTT-1824	VTTR-1824	-
30" X 18"	VTT-1830	VTTR-1830	-
36" X 18"	VTT-1836	VTTR-1836	-
48" X 18"	VTT-1848	VTTR-1848	-
60" X 18"	VTT-1860	VTTR-1860	-
72" X 18"	VTT-1872	VTTR-1872	-
84" X 18"	VTT-1884	VTTR-1884	-
96" X 18"	VTT-1896	VTTR-1896	-
24" X 24"	VTT-2424	VTTR-2424	VTTRS-2424
30" X 24"	VTT-3024	VTTR-3024	VTTRS-3024
36" X 24"	VTT-3624	VTTR-3624	VTTRS-3624
48" X 24"	VTT-4824	VTTR-4824	VTTRS-4824
60" X 24"	VTT-6024	VTTR-6024	VTTRS-6024
72" X 24"	VTT-7224	VTTR-7224	VTTRS-7224
84" X 24"	VTT-8424	VTTR-8424	VTTRS-8424
96" X 24"	VTT-9624	VTTR-9624	VTTRS-9624
30" X 30"	VTT-3030	VTTR-3030	VTTRS-3030
36" X 30"	VTT-3630	VTTR-3630	VTTRS-3630
48" X 30"	VTT-4830	VTTR-4830	VTTRS-4830
60" X 30"	VTT-6030	VTTR-6030	VTTRS-6030
72" X 30"	VTT-7230	VTTR-7230	VTTRS-7230
84" X 30"	VTT-8430	VTTR-8430	VTTRS-8430
96" X 30"	VTT-9630	VTTR-9630	VTTRS-9630

## Additional Galvanized Undershaft Fits Table Size: (l x w)

VTS-1824	24" X 18"
VTS-1830	30" X 18"
VTS-1836	36" X 18"
VTS-1848	48" X 18"
VTS-1860	60" X 18"
VTS-1872	72" X 18"
VTS-1884	84" X 18"
VTS-1896	96" X 18"
VTS-2424	24" X 24"
VTS-3024	30" X 24"
VTS-3624	36" X 24"
VTS-4824	48" X 24"
VTS-6024	60" X 24"
VTS-7224	72" X 24"
VTS-8424	84" X 24"
VTS-9624	96" X 24"
VTS-3030	30" X 30"
VTS-3630	36" X 30"
VTS-4830	48" X 30"
VTS-6030	60" X 30"
VTS-7230	72" X 30"
VTS-8430	84" X 30"
VTS-9630	96" X 30"
VTS-3636	36" X 36"
VTS-4836	48" X 36"
VTS-6036	60" X 36"
VTS-7236	72" X 36"
VTS-9636	96" X 36"

**! WARNING: Cancer and Reproductive Harm P65Warnings.ca.gov - all products on this page**



## T-430 Stainless Steel Work Tables with Undershef - 18 Gauge



# T-430 18 Ga. W/ STAINLESS STEEL LEGS & UNDERSHELF

### SVT - Stainless Steel Work Table with S/S Legs & Undershef

- T-430 18 ga. Stainless Steel Top
- 1 5/8" Stainless Steel Legs & Adjustable Undershef
- S/S Over 1 1/4" Adjustable Plastic Feet
- Top Reinforced with (2) 5" "C" Channels
- 84" & 96" Have 6 Legs
- 34 3/4" Height



Size: (l x w)	T-430 S/S Flat Table	T-430 S/S Riser Table	T-430 S/S 5" Riser Table
24" X 18"	SVT-1824	SVTR-1824	-
30" X 18"	SVT-1830	SVTR-1830	-
36" X 18"	SVT-1836	SVTR-1836	-
48" X 18"	SVT-1848	SVTR-1848	-
60" X 18"	SVT-1860	SVTR-1860	
72" X 18"	SVT-1872	SVTR-1872	
96" X 18"	SVT-1896	SVTR-1896	
24" X 24"	SVT-2424	SVTR-2424	SVTR5-2424
30" X 24"	SVT-3024	SVTR-3024	SVTR5-3024
36" X 24"	SVT-3624	SVTR-3624	SVTR5-3624
48" X 24"	SVT-4824	SVTR-4824	SVTR5-4824
60" X 24"	SVT-6024	SVTR-6024	SVTR5-6024
72" X 24"	SVT-7224	SVTR-7224	SVTR5-7224
84" X 24"	SVT-8424	SVTR-8424	-
96" X 24"	SVT-9624	SVTR-9624	SVTR5-9624
30" X 30"	SVT-3030	SVTR-3030	SVTR5-3030
36" X 30"	SVT-3630	SVTR-3630	SVTR5-3630
48" X 30"	SVT-4830	SVTR-4830	SVTR5-4830
60" X 30"	SVT-6030	SVTR-6030	SVTR5-6030
72" X 30"	SVT-7230	SVTR-7230	SVTR5-7230
84" X 30"	SVT-8430	SVTR-8430	SVTR5-8430
96" X 30"	SVT-9630	SVTR-9630	SVTR5-9630

### SVTS - Stainless Steel Undershef

- Each Corner Brace includes 2 Set Screws for Maximum Stability
- Specifically Designed to Fit BK Resources Tables

Additional Stainless Undershef	Fits Table Size: (l x w)
SVTS-1824	24" x 18"
SVTS-1830	30" x 18"
SVTS-1836	36" x 18"
SVTS-1848	48" x 18"
SVTS-1860	60" x 18"
SVTS-1872	72" x 18"
SVTS-1896	96" x 18"
SVTS-2424	24" x 24"
SVTS-3024	30" x 24"
SVTS-3624	36" x 24"
SVTS-4824	48" x 24"
SVTS-6024	60" x 24"
SVTS-7224	72" x 24"
SVTS-9624	96" x 24"
SVTS-3030	30" x 30"
SVTS-3630	36" x 30"
SVTS-4830	48" x 30"
SVTS-6030	60" x 30"
SVTS-7230	72" x 30"
SVTS-9630	96" x 30"
SVTS-4836	48" x 36"
SVTS-6036	60" x 36"
SVTS-7236	72" x 36"
SVTS-9636	96" x 36"

**WARNING: Cancer and Reproductive Harm P65Warnings.ca.gov - all products on this page**



W/ GALVANIZED LEGS

T-430 18 Ga.

VTTOB - Open Base Stainless Steel Work Table with Galvanized Legs

- T-430 18 ga. Stainless Steel
- 1 5/8" Galvanized Legs & Bracing
- 84" & 96" Tables Have 6 Legs
- Ships KD

- 34 3/4" Height
- 1 1/4" Adjustable Impact Corrosion Resistant Feet
- Top Reinforced with (2) 5" "C" Channels



Size: (l x w)	T-430 S/S Flat Table	T-430 S/S Riser Table	T-430 S/S 5" Riser Table
24" X 18"	VTTOB-1824	VTTROB-1824	-
30" X 18"	VTTOB-1830	VTTROB-1830	-
36" X 18"	VTTOB-1836	VTTROB-1836	-
48" X 18"	VTTOB-1848	VTTROB-1848	-
60" X 18"	VTTOB-1860	VTTROB-1860	
72" X 18"	VTTOB-1872	VTTROB-1872	
96" X 18"	VTTOB-1896	VTTROB-1896	
24" X 24"	VTTOB-2424	VTTROB-2424	VTTR50B-2424
30" X 24"	VTTOB-3024	VTTROB-3024	VTTR50B-3024
36" X 24"	VTTOB-3624	VTTROB-3624	VTTR50B-3624
48" X 24"	VTTOB-4824	VTTROB-4824	VTTR50B-4824
60" X 24"	VTTOB-6024	VTTROB-6024	VTTR50B-6024
72" X 24"	VTTOB-7224	VTTROB-7224	VTTR50B-7224
84" X 24"	VTTOB-8424	VTTROB-8424	VTTR50B-8424
96" X 24"	VTTOB-9624	VTTROB-9624	VTTR50B-9624
30" X 30"	VTTOB-3030	VTTROB-3030	VTTR50B-3030
36" X 30"	VTTOB-3630	VTTROB-3630	VTTR50B-3630
48" X 30"	VTTOB-4830	VTTROB-4830	VTTR50B-4830
60" X 30"	VTTOB-6030	VTTROB-6030	VTTR50B-6030
72" X 30"	VTTOB-7230	VTTROB-7230	VTTR50B-7230
84" X 30"	VTTOB-8430	VTTROB-8430	VTTR50B-8430
96" X 30"	VTTOB-9630	VTTROB-9630	VTTR50B-9630

Table Accessories

⚠ WARNING: Cancer and Reproductive Harm P65Warnings.ca.gov - all products on this page

⚠ See More Details on pg. 92



SVTOB-9636 Shown  
6 Legs on Tables above 72"

### For Caster Kits

⚠ See Pg. 111 for more options.



Available in 4 & 6 Pc. Sets

# T-430 18 Ga.

## W/ STAINLESS STEEL LEGS

### SVTOB - Open Base All Stainless Work Table

- T-430 18 ga. Stainless Steel
- S/S Legs & Bracing
- 84" & 96" Tables Have 6 Legs
- Ships KD

- 34<sup>3/4</sup>" Height
- Stainless Steel over 1<sup>1/4</sup>" Adjustable Plastic Feet
- Top Reinforced with (2) 5" "C" Channels



Size: (l x w)	T-430 S/S Flat Table	T-430 S/S Riser Table	T-430 S/S 5" Riser Table
24" X 18"	SVTOB-1824	SVTROB-1824	-
30" X 18"	SVTOB-1830	SVTROB-1830	-
36" X 18"	SVTOB-1836	SVTROB-1836	-
48" X 18"	SVTOB-1848	SVTROB-1848	-
60" X 18"	SVTOB-1860	SVTROB-1860	-
72" X 18"	SVTOB-1872	SVTROB-1872	-
96" X 18"	SVTOB-1896	SVTROB-1896	-
24" X 24"	SVTOB-2424	SVTROB-2424	SVTR50B-2424
30" X 24"	SVTOB-3024	SVTROB-3024	SVTR50B-3024
36" X 24"	SVTOB-3624	SVTROB-3624	SVTR50B-3624
48" X 24"	SVTOB-4824	SVTROB-4824	SVTR50B-4824
60" X 24"	SVTOB-6024	SVTROB-6024	SVTR50B-6024
72" X 24"	SVTOB-7224	SVTROB-7224	SVTR50B-7224
84" X 24"	SVTOB-8424	SVTROB-8424	SVTR50B-8424
96" X 24"	SVTOB-9624	SVTROB-9624	SVTR50B-9624
30" X 30"	SVTOB-3030	SVTROB-3030	SVTR50B-3030
36" X 30"	SVTOB-3630	SVTROB-3630	SVTR50B-3630
48" X 30"	SVTOB-4830	SVTROB-4830	SVTR50B-4830
60" X 30"	SVTOB-6030	SVTROB-6030	SVTR50B-6030
72" X 30"	SVTOB-7230	SVTROB-7230	SVTR50B-7230
84" X 30"	SVTOB-8430	SVTROB-8430	SVTR50B-8430
96" X 30"	SVTOB-9630	SVTROB-9630	SVTR50B-9630

⚠ WARNING: Cancer and Reproductive Harm P65Warnings.ca.gov - all products on this page



**STAINLESS STEEL WORK TABLES**

**T-304 18 Ga.**

**WST/WSTR - T-304 All Stainless Steel Work Table**

- T-304 18 ga. Stainless Steel Top
- 1<sup>5/8</sup>" Stainless Steel Legs & Adjustable Undershef
- 84" & 96" Tables Have 6 Legs
- Stainless Steel over 1<sup>1/4</sup>" Adjustable Plastic Feet
- Top Reinforced with (2) 5" "C" Channels
- 34<sup>3/4</sup>" Height



Size: (l x w)	T-304 S/S Flat Table	T-304 S/S Riser Table	T-304 S/S 5" Riser Table
36" X 30"	WST-3630	WSTR-3630	WSTR5-3630
48" X 30"	WST-4830	WSTR-4830	WSTR5-4830
60" X 30"	WST-6030	WSTR-6030	WSTR5-6030
72" X 30"	WST-7230	WSTR-7230	WSTR5-7230
96" X 30"	WST-9630	WSTR-9630	WSTR5-9630

**PTF - T-304 All Stainless Steel Poly Top Work Table**

- T-304 18 ga. Stainless Steel frame
- Adjustable High Impact Corrosion Resistant Feet
- HDPE removable top
- 34<sup>3/4</sup>" Height



Size: (l x w)	Part #
48" X 30"	PTF-4830
60" X 30"	PTF-6030
72" X 30"	PTF-7230



**VFVS - T-430 18 ga. Stainless Steel Filler Tables**

- 1 1/2" Riser
- Additional / Replacement Undershelves Available
- Adjustable High Impact Corrosion Resistant Feet



**W/ Galvanized Legs & Undershef**

Table Part #	Size: (l x w)
VFVS-1524	15" X 24"
VFVS-1530	15" X 30"
VFVS-1824	18" X 24"
VFVS-1830	18" X 30"
VFVS-2430	24" X 30"

**W/ Stainless Steel Legs & Undershef**

Table Part #	Size: (l x w)
SFVS-1524	15" X 24"
SFVS-1530	15" X 30"
SFVS-1824	18" X 24"
SFVS-1830	18" X 30"
SFVS-2430	24" X 30"

**!** WARNING: Cancer and Reproductive Harm P65Warnings.ca.gov - all products on this page



### BKPT - 18 ga. T-304 Stainless Steel Prep-Tables w/ Galv. Legs & Undershelf

- Bowl Size: 16" x 20" x 10"(d)
- Includes Basket Drain

Part Number	Sink	Faucet	w/ Faucet (BKD-8-G)
BKPT-3060G-L	Left	Deck	BKPT-3060G-L-P-G
BKPT-3060G-R	Right	Deck	BKPT-3060G-R-P-G
BKPT-3072G-L	Left	Deck	BKPT-3072G-L-P-G
BKPT-3072G-R	Right	Deck	BKPT-3072G-R-P-G



### BKPT - 18 ga. T-304 Stainless Steel Prep-Tables w/ SS Legs & Undershelf

- Bowl Size: 16" x 20" x 10"(d)
- Includes Basket Drain

Part Number	Sink	Faucet	w/ Faucet (BKD-8-G)
BKPT-3060S-L	Left	Deck	BKPT-3060S-L-P-G
BKPT-3060S-R	Right	Deck	BKPT-3060S-R-P-G
BKPT-3072S-L	Left	Deck	BKPT-3072S-L-P-G
BKPT-3072S-R	Right	Deck	BKPT-3072S-R-P-G



Shown as BKDWR-2015-ASSY-SS



Shown as BKDWR-2020-ASSY-L-PL

### BKDWR - Drawer Assemblies

- ADA Compliant
- 200lb Capacity
- Pan Easily Removes For Cleaning
- 5" Deep Pans

- Drawer Assemblies are designed to be used with metal or wood tables
- Universal mounting kit included to attach to metal tables
- 20 x 20 and 20 x 15 fit both 24", 30", and 36" table depths

#### Stainless Steel Drawer Pan

Table Part #	NSF	Size: (l x w)	Lock Incl.	Pan Material
BKDWR-1820-ASSY-SS	✓	15" x 20"	-	S/S
BKDWR-1820-ASSY-L-SS	✓	15" x 20"	Yes	S/S
BKDWR-2020-ASSY-SS	✓	20" x 20"	-	S/S
BKDWR-2020-ASSY-L-SS	✓	20" x 20"	Yes	S/S
BKDWR-2015-ASSY-SS	✓	20" x 15"	-	S/S
BKDWR-2015-ASSY-L-SS	✓	20" x 15"	Yes	S/S

#### Plastic Drawer Pan

Table Part #	NSF	Pan Size: (l x w)	Lock Incl.	Pan Material
BKDWR-1820-ASSY-PL	N/A	15" x 20"	-	Plastic
BKDWR-1820-ASSY-L-PL	N/A	15" x 20"	Yes	Plastic
BKDWR-2020-ASSY-PL	N/A	20" x 20"	-	Plastic
BKDWR-2020-ASSY-L-PL	N/A	20" x 20"	Yes	Plastic
BKDWR-2015-ASSY-PL	N/A	20" x 15"	-	Plastic
BKDWR-2015-ASSY-L-PL	N/A	20" x 15"	Yes	Plastic

## How Many Drawer Assemblies Will Fit My Work Table?

TABLE WIDTH (Front to Back)

TABLE WIDTH (Front to Back)	24"	30"	36"	48"	60"	72"	84"	96"
18"	N/A	N/A	(1) 18X20	(1) 18X20	(1) 18X20	(2) 18X20	(2) 18X20	(2) 18X20
24"	N/A	(1) 20X15	(1) 20X20, (1) 20X15	(1) 20X20, (2) 20X15*	(1) 20X20, (2) 20X15	(2) 20X20, (3) 20X15	(2) 20X20, (2) 20X15	(2) 20X20, (4) 20X15
30"	N/A	(1) 20X15	(1) 20X20, (1) 20X15	(1) 20X20, (2) 20X15*	(1) 20X20, (2) 20X15	(2) 20X20, (3) 20X15	(2) 20X20, (2) 20X15	(2) 20X20, (4) 20X15
36"	N/A	(1) 20X15	(1) 20X20, (1) 20X15	(1) 20X20, (2) 20X15*	(1) 20X20, (2) 20X15	(2) 20X20, (3) 20X15	(2) 20X20, (2) 20X15	(2) 20X20, (4) 20X15

⚠ WARNING: Cancer and Reproductive Harm P65Warnings.ca.gov - all products on this page

TABLE LENGTH



### MFTS/MFTG/MFTSOB/MFTGOB - Hard Maple Flat Top Table



- 1 3/4" Thick Hard Maple Flat Top w/ Penetrating Oil Finish
- Available with Undershelf or Open Base
- 96" & 84" Tables Have 6 Legs
- 34 3/4" Height
- Galvanized Legs use 1 1/4" Adjustable High Impact Corrosion Resistant Feet
- S/S Legs use 1 1/4" Adjustable Stainless Steel Feet

## 1 3/4" WOOD TOP

### GALVANIZED BASE

### STAINLESS STEEL BASE

Size: (l x w)	1 3/4" Thick w/ Undershelf		1 3/4" Thick Open Base		Truckline Only
	Part #	Price	Part #	Price	
48" X 30"	MFTG-4830	\$514	MFTGOB-4830		
60" X 30"	MFTG-6030	\$585	MFTGOB-6030		
72" X 30"	MFTG-7230	\$696	MFTGOB-7230		
96" X 30"	MFTG-9630	\$992	MFTGOB-9630		
48" X 36"	MFTG-4836	\$735	MFTGOB-4836		
60" X 36"	MFTG-6036	\$850	MFTGOB-6036		
72" X 36"	MFTG-7236	\$924	MFTGOB-7236		
96" X 36"	MFTG-9636	\$1,417	MFTGOB-9636		

### MFT - Flat Replacement Tops- 1 3/4" Hard Maple



- 1 3/4" Thick Hard Maple Flat Top
- Penetrating Oil Finish
- Non-Reversible

Size: (l x w)	Part #
48" X 30"	MFT-4830
60" X 30"	MFT-6030
72" X 30"	MFT-7230
96" x 30"	MFT-9630
48" x 36"	MFT-4836
60" x 36"	MFT-6036
72" x 36"	MFT-7236
96" x 36"	MFT-9636



**!** WARNING: Cancer and Reproductive Harm P65Warnings.ca.gov - all products on this page

## Hard Maple Bakers Top Work Table with Covered Riser Rear & Sides



MBTS-4830  
Shown



MBTSOB-4830 Table  
With IGB-100 Ingredient Bin  
Pg. 79 for more info











### MBTS/MBTG/MBTSOB/MBTGOB - Hard Maple Bakers Top Table With 4" Covered Riser Rear & Sides

- 1 3/4" Thick Hard Maple Bakers Top w/ Penetrating Oil Finish
  - Available with Undershelf or Open Base
- 4" Covered Risers on Back and Sides
- 96" & 84" Tables Have 6 Legs
- 34 3/4" Height
- Galvanized Legs use 1 1/4" Adjustable High Impact Corrosion Resistant Feet
- S/S Legs use 1 1/4" Adjustable Stainless Steel Feet

## 1 3/4" WOOD TOP

### GALVANIZED BASE

### STAINLESS STEEL BASE

Size: (l x w)	1 3/4" Thick w/ Undershelf		1 3/4" Thick Open Base		1 3/4" Thick w/ Undershelf		1 3/4" Thick Open Base		
	Part #	Price	Part #	Price	Part #	Price	Part #	Price	
48" X 30"	MBTG-4830	\$1,172	MBTGOB-4830		MBTS-4830		MBTSOB-4830		
60" X 30"	MBTG-6030	\$1,351	MBTGOB-6030		MBTS-6030		MBTSOB-6030		
72" X 30"	MBTG-7230	\$1,547	MBTGOB-7230		MBTS-7230		MBTSOB-7230		
96" X 30"	MBTG-9630	\$1,947	MBTGOB-9630		MBTS-9630		MBTSOB-9630		
48" X 36"	MBTG-4836	\$1,684	MBTGOB-4836		MBTS-4836		MBTSOB-4836		
60" X 36"	MBTG-6036	\$1,911	MBTGOB-6036		MBTS-6036		MBTSOB-6036		
72" X 36"	MBTG-7236	\$2,265	MBTGOB-7236		MBTS-7236		MBTSOB-7236		
-	-	-	-		-		MBTSOB-8436		
96" X 36"	MBTG-9636	\$2,886	MBTGOB-9636		MBTS-9636		MBTSOB-9636		

### MFT - Bakers Replacement Tops- 1 3/4" Hard Maple

- 1 3/4" Thick Hard Maple Bakers Top
- 4" Covered Risers on Back and Sides
- Penetrating Oil Finish

Size: (l x w)	Part #
48" X 30"	MBT-4830
60" X 30"	MBT-6030
72" X 30"	MBT-7230
96" x 30"	MBT-9630
48" x 36"	MBT-4836
60" x 36"	MBT-6036
72" x 36"	MBT-7236
96" x 36"	MBT-9636



 **WARNING: Cancer and Reproductive Harm P65Warnings.ca.gov - all products on this page**

# CABINET BASE WORK TABLE



BKDCR5-3048S  
Shown with optional casters



Shown with optional casters



Shown with optional shelf

**ADD AN  
ADJUSTABLE  
SHELF**  
Pg. 105



## BKDC- Stainless Steel (Enclosed) Cabinet Base Work Table

- Choose between our base model or add sliding doors, hinged doors, or hinged doors & lock
- T-304 14 Ga. Stainless Steel Top
- 18 ga. Stainless Steel Body
- 1 5/8" x 6" Straight S/S Leg
- 3-10 day lead time for all units with doors
- Legs Adjust 1" in Height

Size: (l x w)	Riser (No Doors)	Base Model	+ Sliding Doors	+ Hinged Doors	+ Hinged Doors & Lock
<b>24" Deep Cabinet Base</b>					
24" x 24"	-	BKDC-2424	-	BKDC-2424H	BKDC-2424HL
24" x 36"	-	BKDC-2436	BKDC-2436S	BKDC-2436H	BKDC-2436HL
24" x 48"	-	BKDC-2448	BKDC-2448S	BKDC-2448H	BKDC-2448HL
24" x 60"	-	BKDC-2460	BKDC-2460S	BKDC-2460H	BKDC-2460HL
24" x 72"	-	BKDC-2472	BKDC-2472S	BKDC-2472H	BKDC-2472HL
24" x 24"	5"	BKDCR5-2424	-	BKDCR5-2424H	BKDCR5-2424HL
24" x 36"	5"	BKDCR5-2436	BKDCR5-2436S	BKDCR5-2436H	BKDCR5-2436HL
24" x 48"	5"	BKDCR5-2448	BKDCR5-2448S	BKDCR5-2448H	BKDCR5-2448HL
24" x 60"	5"	BKDCR5-2460	BKDCR5-2460S	BKDCR5-2460H	BKDCR5-2460HL
24" x 72"	5"	BKDCR5-2472	BKDCR5-2472S	BKDCR5-2472H	BKDCR5-2472HL
<b>30" Deep Cabinet Base</b>					
30" x 30"	-	BKDC-3030	-	BKDC-3030H	BKDC-3030HL
30" x 36"	-	BKDC-3036	BKDC-3036S	BKDC-3036H	BKDC-3036HL
30" x 48"	-	BKDC-3048	BKDC-3048S	BKDC-3048H	BKDC-3048HL
30" x 60"	-	BKDC-3060	BKDC-3060S	BKDC-3060H	BKDC-3060HL
30" x 72"	-	BKDC-3072	BKDC-3072S	BKDC-3072H	BKDC-3072HL
30" x 96"	-	BKDC-3096	BKDC-3096S	BKDC-3096H	BKDC-3096HL
30" x 30"	5"	BKDCR5-3030	-	BKDCR5-3030H	BKDCR5-3030HL
30" x 36"	5"	BKDCR5-3036	BKDCR5-3036S	BKDCR5-3036H	BKDCR5-3036HL
30" x 48"	5"	BKDCR5-3048	BKDCR5-3048S	BKDCR5-3048H	BKDCR5-3048HL
30" x 60"	5"	BKDCR5-3060	BKDCR5-3060S	BKDCR5-3060H	BKDCR5-3060HL
30" x 72"	5"	BKDCR5-3072	BKDCR5-3072S	BKDCR5-3072H	BKDCR5-3072HL
30" x 96"	5"	BKDCR5-3096	BKDCR5-3096S	BKDCR5-3096H	BKDCR5-3096HL

## Design Your Own BKDC Unit

⚠ See Pg. 107 for more details.

- We offer light in-house modification work on select tables and cabinets.
- Take the expense out of custom design. We've saved customers thousands of dollars from custom work.
- Check out pg 107 for more options and details on how you can create your own BKDC unit to fit your needs!

⚠ **WARNING: Cancer and Reproductive Harm P65Warnings.ca.gov - all products on this page**



# CONDIMENT CARTS



CDC-486



CDC-486

## RCC- Condiment Cart with Remote Dispensers

### • Heavy Duty Construction

- T-304 14 ga. Stainless Steel Top with 18 ga. Body.
- Locking Hinged doors prevent your condiments from being tampered with
- Corner bumpers
- 3" Casters with top lock brake to keep your cart in place when serving

### • Remote Dispensing System

- Manually operated remote system eliminates the hassles of a CO2 or electric driven dispenser.
- Dispenses a 1 oz soufflé cup per stroke with the option to reduce the portion size in 1/8 oz increments
- Flush-mounted stainless steel pump taps into a large condiment or salad dressing pouch below the counter.
- Utilizes 1.5 & 3 gallon pouches
- Hose connectors fit bagged/pouched condiment brands and make it a breeze to change out pouches

### • Food Applications

- Perfect for schools, stadiums and quick service restaurants where having a large amount of condiments or dressings on tap is important
- Operations looking to speed transaction time; manually operated system can move condiments outside of point- of-purchase – no electricity or CO2 needed

Please allow 3-10 day lead time for all Condiment Carts

Part#	Overall Size	# of Pumps	Part#	Width	# of Pumps
<b>Single Sided</b>			<b>Double Sided</b>		
CC-R-364	24" x 36"	4	CC-R-486D	30" x	6
CC-R-486	24" x 48"	6	CC-R-608D	30" x	8
CC-R-608	24" x 60"	8	CC-R-6012D	30" x	12

## Modify Your Condiment Cart!

⚠ See Pg. 107 for more details.

- Custom dispenser configurations available.
- Add cup, napkin, or economy condiment dispensers to your unit
- Check out pg 107 for more options and details on how you can create your own CDC unit to fit your needs!

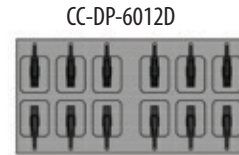
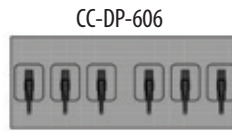
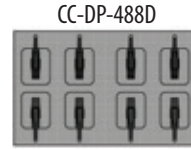
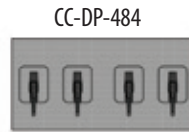



⚠ **WARNING: Cancer and Reproductive Harm P65Warnings.ca.gov - all products on this page**

# CONDIMENT CARTS

## CC-DP - Condiment Cart with Direct Pour Dispensers

- Direct Pour Condiment Dispensers
- T-304 14 Ga. Stainless Steel Top
- 3-10 Day Lead Time
- Hinged Doors with Lock
- 18 ga. Stainless Steel Body
- Single or Double Sided Units
- 1 5/8" x 6" Straight S/S Leg
- Legs Adjust 1" in Height

Shown with optional souffle dispensers (EM-30)



Part#	Overall Size	# of Pumps	Part#	Width	# of Pumps
<b>Single Sided</b>			<b>Double Sided</b>		
CC-DP-364	24" x 36"	4	CC-DP-368D	30" x	8
CC-DP-484	24" x 48"	4	CC-DP-488D	30" x	8
CC-DP-606	24" x 60"	6	CC-DP-6012D	30" x	12


## Add An Extra Shelf

### Adjustable Shelf For Cabinet Base

- Fits any BKDC Work Table, US & SECT Units
- Easily Installed
- Fully Adjustable
- (1) Removable, Adjustable shelf
- Match sku's to BKDC for compatibility

Part #	LIST PRICE	Part #
SHF-2424		SHF-3048
SHF-2436		SHF-2460
SHF-3030		SHF-3060
SHF-3036		SHF-2472
SHF-2448		SHF-3072

Fully Adjustable



## BEVT - Enclosed Cabinet Base Beverage Table

- 14 Gauge T-304 Stainless Steel Top
- 18 ga. Stainless Steel Body
- 14"x10" Sink w/ BKF-4DM-5G-G OptiFlow Gooseneck Faucet
- Standard Stainless Steel Legs
- 5" Riser backsplash w/ GFCI Electric Outlet
- Built-In Urn Trough with Drain for Drips/Spills
- Hinged Door under sink
- (1) Standard Adjustable Shelf
- 3-10 Day Lead Time



**Sink on the Right**

Riser	Part Number	Size: (l x w)
5"	BEVT-3048R	48" x 30"
5"	BEVT-3060R	60" x 30"
5"	BEVT-3072R	72" x 30"

**Sink on the left**

Riser	Part Number	Size: (l x w)
5"	BEVT-3048L	48" x 30"
5"	BEVT-3060L	60" x 30"
5"	BEVT-3072L	72" x 30"

**WARNING:** Cancer and Reproductive Harm P65Warnings.ca.gov - all products on this page



### US - Enclosed Cabinet Base Urn Stand



- 14 Gauge Stainless Steel Top
- 18 ga. Stainless Steel Body
- Standard Stainless Steel Legs
- 34<sup>3/4</sup>" Height
- Drop Tray Slide for serving trays
- 3-10 day lead time
- includes Adjustable Shelf
- Built in urn trough w/ drain for drips and spills
- Self Serve has urn trough on tray slide side
- Cashier Serve has urn trough on sliding door side

Size: (l x w)	Base Model (No Doors)	+ Sliding Doors	+ Hinged Doors	+ Hinged Doors & Lock
<b>Self Serve - Urn Trough on Tray Slide Side</b>				
30" x 48"	US-3048S	US-3048S-S	US-3048S-H	US-3048S-HL
30" x 60"	US-3060S	US-3060S-S	US-3060S-H	US-3060S-HL
30" x 72"	US-3072S	US-3072S-S	US-3072S-H	US-3072S-HL
<b>Cashier Serve - Urn Trough on Sliding Door Side</b>				
30" x 48"	US-3048C	US-3048C-S	US-3048C-H	US-3048C-HL
30" x 60"	US-3060C	US-3060C-S	US-3060C-H	US-3060C-HL
30" x 72"	US-3072C	US-3072C-S	US-3072C-H	US-3072C-HL



Shown with optional casters  
See Pg. 111 for more info



### SECT - Enclosed Cabinet Base Serving Counter

- 14 Gauge Stainless Steel Top
- 18 ga. Stainless Steel Body
- Standard Stainless Steel Legs
- Adjustable Shelf Sold Separately
- 34<sup>3/4</sup>" Height
- Drop Tray Slide for serving trays
- 3-10 day lead time

Size: (l x w)	Base Model (No Doors)	+ Sliding Doors	+ Hinged Doors	+ Hinged Doors & Lock
<b>24" Deep Cabinet Base</b>				
24" x 48"	SECT-2448	SECT-2448S	SECT-2448H	SECT-2448HL
24" x 60"	SECT-2460	SECT-2460S	SECT-2460H	SECT-2460HL
24" x 72"	SECT-2472	SECT-2472S	SECT-2472H	SECT-2472HL
<b>30" Deep Cabinet Base</b>				
30" x 48"	SECT-3048	SECT-3048S	SECT-3048H	SECT-3048HL
30" x 60"	SECT-3060	SECT-3060S	SECT-3060H	SECT-3060HL
30" x 72"	SECT-3072	SECT-3072S	SECT-3072H	SECT-3072HL

**!** WARNING: Cancer and Reproductive Harm P65Warnings.ca.gov - all products on this page

Modifications

BK

RESOURCES

Easy Modifications

- ✓ Money Saving
- ✓ Easy Ordering
- ✓ 3-10 Day Turnaround

# Easy Mod™ System

We offer in-house modification work on select tables and cabinet bases. Our Easy Mod™ system allows for easy ordering and quick turnaround so you can create the exact solution for your needs. We've saved customers thousands of dollars from custom work!

## How Does it Work?

1. Select a work table or cabinet from which to design your unique Easy-Mod™ product.
2. Choose the modifications you wish to include. Note- BK Resources team members will be available to assist at any time during the Easy-Mod selection and design process.
3. Once your design is finalized, a quotation will be submitted. A drawing will then be submitted for your approval.
4. Receipt of signed approved drawing is required to complete the ordering process.
5. Once an order is in place, your unique Easy-Mod product will be queued for assembly.

## Choose Your Base Unit:



14 & 16 ga T-304 Work Tables



Any BKDC Open Cabinet Base Tables



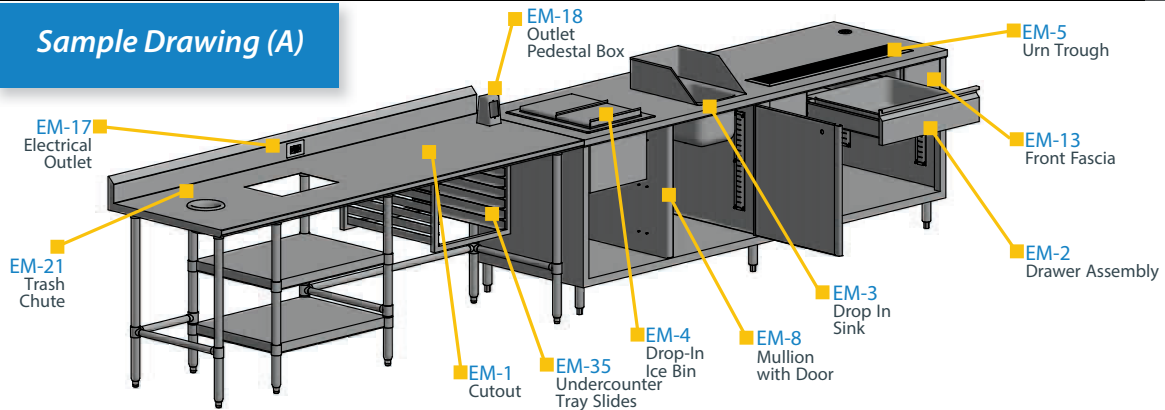
Any Pre-Modified Cabinet Base Tables

## Choose Your Modification:

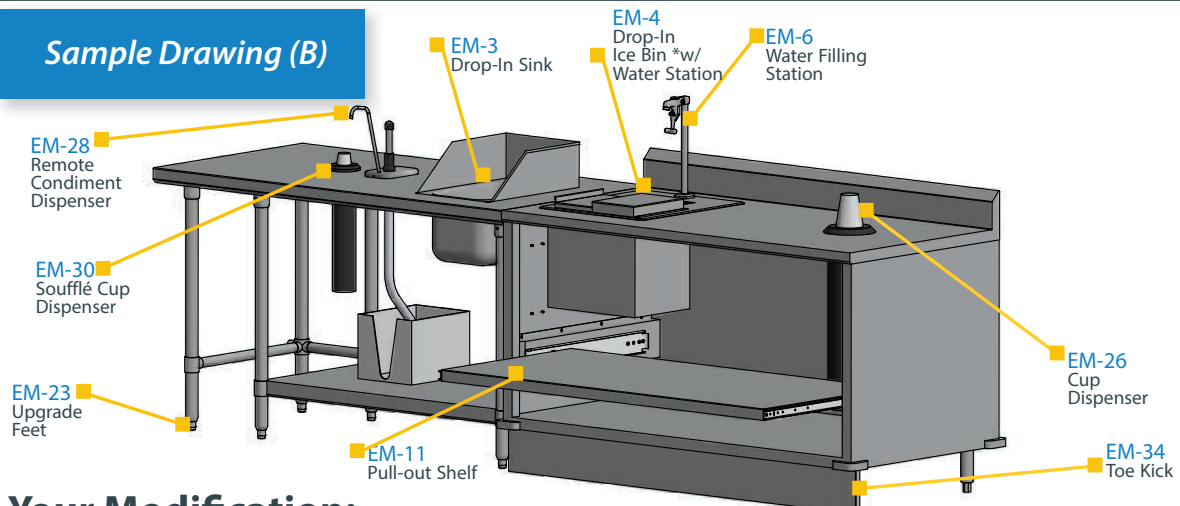
Mod	Description	Includes	Mod	Description	Includes
EM-1	<b>Cutout - over 2"</b>	Cut-out on top or splash over 2"	EM-11	<b>Pull out shelf</b>	Install a pull out shelf to a cabinet base - Choose Shelf Separately (pg. 98)
EM-2	<b>Hole -Punch</b>	Round cut-out up to 2" diameter	EM-12	<b>Drawer Assembly</b>	Install a drawer assembly Only - Choose Drawer Separately (pg.101)
EM-3	<b>Drop-In Sink</b>	Cutout and Install Only - Choose Sink Separately (pg 57)	EM-13	<b>Front Fascia</b>	Install Front Fascia Pricing Per linear foot
EM-4	<b>Drop-In Ice Bin</b>	Cutout and Install Only - Choose Ice Bin Separately (pg 58)	EM-14A	<b>Hinged Fascia Doors</b>	Doors and Installation- 24" Cabinet
EM-5	<b>Urn Trough</b>	Cutout and Install Only - Choose Urn Trough Separately (pg 124)	EM-14B	<b>Hinged Fascia Doors</b>	Doors and Installation- 30" Cabinet
EM-6	<b>Water Station</b>	BK-WS-1SGF-G Water Station and Installation	EM-14C	<b>Hinged Fascia Doors</b>	Doors and Installation- 36" Cabinet
EM-7	<b>Lever Drain Brackets</b>	Install a Lever Bracket (Labor+Bracket)	EM-14D	<b>Hinged Fascia Doors</b>	Doors and Installation- 48" Cabinet
EM-8A	<b>Mullion with Door</b>	Install a mullion and door for 24" units	EM-14E	<b>Hinged Fascia Doors</b>	Doors and Installation- 60" Cabinet
EM-8B	<b>Mullion with door</b>	Install a mullion and door for 30" units	EM-14F	<b>Hinged Fascia Doors</b>	Doors and Installation- 72" Cabinet
EM-9A	<b>Center Table Bracing</b>	Connectors to create "H" bracing - 4-legged tables	EM-14G	<b>Hinged Fascia Doors</b>	Doors and Installation- 96" Cabinet
EM-9B	<b>Center Table Bracing</b>	Connectors to create "H" bracing - 6-legged tables	EM-15	<b>Lock for Hinged Doors</b>	Lock and Installation
EM-10A	<b>End Side Splash - 24"</b>	Install an end splash to any 24" R5 (5" riser) unit	EM-16	<b>Dipper well &amp; Faucet</b>	Add a dipper well(BK-DWBA) w/ faucet(BKF-DWF-G)
EM-10B	<b>End Side Splash -30"</b>	Install an end splash to any 30" R5 (5" riser) unit			



### Sample Drawing (A)



### Sample Drawing (B)



## Choose Your Modification:

Mod	Description	Includes	Mod	Description	Includes
EM-17	<b>Electrical Outlet</b>	Install a GFI outlet (specify location)-	EM-31A	<b>Heat Lamp Provision 3'</b>	Add a channel to 12" x 3' overshell - Choose Overshell Separately (pg. 89)
EM-18	<b>Outlet Pedestal Box</b>	Install BK-SOPB Outlet Pedestal Box	EM-31B	<b>Heat Lamp Provision 4'</b>	Add a channel to 12" x 4' overshell - Choose Overshell Separately (pg. 89)
EM-19	<b>Cord Grommet</b>	2" Grommet hole with plastic insert	EM-31C	<b>Heat Lamp Provision 5'</b>	Add a channel to 12" x 5' overshell - Choose Overshell Separately (pg. 89)
EM-20	<b>Scrap Block</b>	Scrap block w/ 6" top opening	EM-31D	<b>Heat Lamp Provision 6'</b>	Add a channel to 12" x 6' overshell - Choose Overshell Separately (pg. 89)
EM-21	<b>Trash Chute</b>	Top Cut-out & Trash Chute	EM-31E	<b>Heat Lamp Provision 8'</b>	Add a channel to 12" x 8' overshell - Choose Overshell Separately (pg. 89)
EM-22	<b>Drop Tray Slide</b>	Install a drop tray slide to any Cabinet Base Table	EM-32	<b>Increase Height for BKDC</b>	Special length 1-5/8" Diameter Stainless Tubing
EM-23A	<b>Upgrade to Stainless plastic feet</b>	Upgrade to Stainless plastic feet (1 each)	EM-33	<b>Lower Height for BKDC</b>	Reduce leg height on any BKDC Cabinet
EM-23B	<b>Upgrade to BK-SSAF</b>	Upgrade to BK-SSAF (1 each)	EM-34A	<b>24" Toe Kick</b>	Add a toe kick to BKDC Unit
EM-23C	<b>Upgrade to BK-SSRF</b>	Upgrade to BK-SSRF (1 each)	EM-34B	<b>30" Toe Kick</b>	Add a toe kick to BKDC Unit
EM-23D	<b>Upgrade to BK-SSRF-WH</b>	Upgrade to BK-SSRF-WH (1 each)	EM-34C	<b>36" Toe Kick</b>	Add a toe kick to BKDC Unit
EM-24A	<b>Increase Table Height (Stainless)</b>	Special length 1-5/8" Diameter Stainless Tubing	EM-34D	<b>48" Toe Kick</b>	Add a toe kick to BKDC Unit
EM-24B	<b>Increase Table Height (Galvanized)</b>	Special length 1-5/8" Diameter Galvanized Tubing	EM-34E	<b>60" Toe Kick</b>	Add a toe kick to BKDC Unit
EM-24C	<b>Reduce Any Table Height</b>	Reduce leg height on any table (per leg)	EM-34F	<b>72" Toe Kick</b>	Add a toe kick to BKDC Unit
EM-25	<b>Corner Bumpers</b>	Install a corner bumper (cost per bumper)	EM-34G	<b>96" Toe Kick</b>	Add a toe kick to BKDC Unit
EM-26	<b>Cup Dispenser</b>	Install a cup dispenser (specify location)	EM-35	<b>Undercounter Tray Slides</b>	Add to undercounter of Table or BKDC
EM-27	<b>Napkin Dispenser</b>	Install a napkin dispenser (specify location)	EM-36	<b>Add Poly to any Table</b>	Turn any table into a Poly Top
EM-28	<b>Remote Condiment Dispenser</b>	Install a remote condiment dispenser	EM-37	<b>Add Nduralite to any table</b>	Add Nduralite cutting board material to table
EM-29	<b>Direct Pour Condiment Dispenser</b>	Install direct pour condiment dispenser			
EM-30	<b>Soufflé Cup Dispenser</b>	Install direct pour condiment dispenser			

**SVET - Stainless Steel Equipment Stand w/ SS Legs & Undershelf**



- T-430 18 ga Stainless Steel Top w/ 1 5/8" Legs
- Top Reinforced w/ 1 1/2" Square Tubing
- 3 Sided 2" Riser w/ Hemmed Edge
- "-6" Engineered to Hold Multiple Equipment Pieces
- Adjustable Stainless Steel over Plastic Bullet Feet (BK-SSPAF)



Table Part #	Size: (l x w x h)	# of Legs Included
SVET-1530	16" X 30" X 24"	4
SVET-1830	19" X 30" X 24"	4
SVET-2430	25" X 30" X 24"	4
SVET-3630	37" X 30" X 24"	4
SVET-4830	49" X 30" X 24"	4
SVET-6030	61" X 30" X 24"	4
SVET-7230-6	73" X 30" X 24"	6



**VETS - Stainless Steel Equipment Stand w/ Galv. Legs & Undershelf**



- T-430 18 ga Stainless Steel Top w/ 1 5/8" Legs
- Top Reinforced w/ 1 1/2" Square Tubing
- 3 Sided 2" Riser w/ Hemmed Edge
- "-6" Engineered to Hold Multiple Equipment Pieces
- Adjustable Aluminum over Plastic Bullet Feet (BK-WPAF)



Table Part #	Size: (l x w x h)	# of Legs Included
VETS-1530	16" X 30" X 24"	4
VETS-1830	19" X 30" X 24"	4
VETS-2430	25" X 30" X 24"	4
VETS-3630	37" X 30" X 24"	4
VETS-4830	49" X 30" X 24"	4
VETS-6030	61" X 30" X 24"	4
VETS-7230	73" X 30" X 24"	4
VETS-7230-6	73" X 30" X 24"	6



**EETS - T-430 18 ga. Stainless Steel Economy Equipment Stand**



- Top Reinforced with Support Channels
- Adjustable Undershelf
- 3 Sided 2" Riser w/ Hemmed Edge
- Adjustable Aluminum over Plastic Bullet Feet (BK-WPAF)



Table Part #	Size: (l x w x h)	# of Legs Included
EETS-2430	24" X 30" X 23"	4
EETS-3630	36" X 30" X 23"	4
EETS-4830	48" X 30" X 23"	4
EETS-6030	60" X 30" X 23"	4
EETS-7230	72" X 30" X 23"	4



**MST - T-304 14 ga. Stainless Steel Machine Stand**



- Top Reinforced with Support Channels
- Adjustable Undershelf
- Marine Edge
- 20" Height
- GS Units - Adjustable White Metal Bullet Feet (BK-WMAF)
- SS Units - Adjustable Stainless Steel Bullet Feet (BK-SSAF)



**W/ Galvanized Legs & Undershelf**

**W/ Stainless Steel Legs & Undershelf**

Table Part #	Size: (l x w)
MST-2424GS	24" X 24"
MST-3024GS	30" X 24"
MST-3030GS	30" X 30"
MST-3630GS	36" X 30"

Table Part #	Size: (l x w)
MST-2424SS	24" X 24"
MST-3024SS	30" X 24"
MST-3030SS	30" X 30"
MST-3630SS	36" X 30"

⚠ WARNING: Cancer and Reproductive Harm P65Warnings.ca.gov - all products on this page



# STE - STEAM TABLE



Add Casters to any Unit!

**• 2, 3, 4, or 5 Pan Open Well Design**

- Accommodates 2, 3, 4, or 5 full size food pans which can be used dry or wet. (Water pan sold separately)
- Die stamped openings

**• Infinite Temperature Control**

- Independently controlled wells with indicator lights
- Made with European components

**• Cutting Board Shelf**

- Removable poly cutting board on stainless steel support shelf

**• Stainless Steel Construction**

- 20 Ga. Stainless Steel
- Die-stamped openings

**• Heat Compartments**

- Galvanized Liner
- Insulated with 1" thick fiberglass

**• Undershelf**

- Store your water pans, lids, and utensils when not in use

**• 500W Per Well**

**Optional Casters**

Part #

5SBR-BKDC-4

**Water Pan**

- Stainless Steel
- Fits our STE steam table

Part #

STP-SSF

	MODEL	UNIT SIZE	Voltage	Wattage	Amps	Plug
	STE-2-120	30 <sup>1/2</sup> " x 30 <sup>3/8</sup> " x 34"	120	1000	9.09	NEMA-5-15
	STE-3-120	30 <sup>1/2</sup> " x 44 <sup>3/8</sup> " x 34"	120	1500	13.64	NEMA-5-20
	STE-4-120	30 <sup>1/2</sup> " x 58 <sup>3/8</sup> " x 34"	120	2000	18.19	NEMA L5-30
	STE-5-120	30 <sup>1/2</sup> " x 72 <sup>3/8</sup> " x 34"	120	2500	22.73	NEMA L5-30

**!** WARNING: Cancer and Reproductive Harm P65Warnings.ca.gov - all products on this page

# CASTERS

6 New Caster Models Packaged in P.O.P Boxes!



Email us at Sales@bk-resources.com or contact your sales rep for our Caster Cross Reference Guide

## Caster Kits

### Universal Plate Caster Kits 300-500lbs per caster

Part #	NSF	Wheel Size	Castors Per Kit
3SBR-UP4-PLY-PS4	✓	3"	4
5HBR-UP4-PLY-PS4	✓	5"	4
5SBR-UP3-PLY-TLB-PS4		5"	4
5SBR-UP4-PLY-TLB-PS4		5"	4



5SBR-UP3-PLY-TLB shown

See page 113 for more details

### 3" Adjustable Height Universal Plate Caster Kit

Part #	NSF	Wheel Size	Castors Per Kit
3SBR-UP3AD-PLY-PS4	✓	3"	4



See page 113 for more details

### 3" Adjustable Height Phenolic Plate Caster Kit

Part #	Wheel Size	Castors Per Kit
3SBR-R1PT-PH-TAB-4*	3"	4



\*Packaged in Standard Brown Box  
See page 113 for more details

### 5" Triangle Plate Caster Kit

Part #	NSF	Wheel Size	Castors Per Kit
5HBR-TR5-PLY-PS4	✓	5"	4



See page 113 for more details

### Equipment Caster Kit

Part #	NSF	Wheel Size	Castors Per Kit
5SBR-1PT-PLY-PS4	✓	5"	4



See page 113 for more details

### Work Table Caster Kits

Part #	NSF	Wheel Size	Castors Per Kit
5SBR-RA-LDP-PS4	✓	5"	4
5SBR-RA-LDP-PS6*	✓	5"	6
5SBR-RA-PLY-PS4	✓	5"	4
5SBR-RA-PLY-PS6*	✓	5"	6



5SBR-RA-PLY-TLB shown

\*Packaged in Standard Brown Box  
See page 115 for more details

### 2.5" Threaded Stem Caster Kit 1/2"-13 x 1"

Part #	NSF	Wheel Size	Castors Per Kit
25SBR-4ST-LDP-PS4	✓	2.5"	4



See page 114 for more details

### 3" Threaded Stem Caster Kit 1/2"-13 x 3/4"

Part #	NSF	Wheel Size	Castors Per Kit
3SBR-15ST-LDP-PS4	✓	3"	4



See page 114 for more details

### 5" Threaded Stem Oven Caster Kit 3/4"-10 x 1"

Part #	NSF	Wheel Size	Castors Per Kit
5SBR-9ST-PH-4	✓	5"	4



Includes:  
• (2) 5SBR-9ST-PH - 5" Phenolic Wheel w/out Brake  
• (2) 5SBR-9ST-PH-TLB - 5" Phenolic Wheel w/ Brake

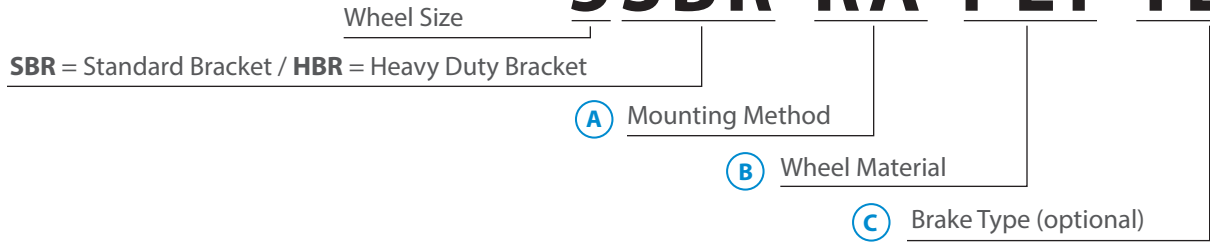
See page 114 for more details

⚠ WARNING: Cancer and Reproductive Harm P65Warnings.ca.gov - all products on this page



Understanding Caster Part Numbers

# 5SBR-RA-PLY-TLB



Available Caster Rigs (A)



**RA** - Expanding Stem

- Zinc Plated
- Dust Covered Raceway Standard
- Double Ball Bearing Raceway For Longer Wear And Added Strength



**PT** - Plate Mount

- Double Ball Bearing Raceway For Long Wear And Added Strength
- Zinc Plated
- 1/2" King Pin



**ST** - Threaded Stem

- 4 Different Stud Sized To Fit Any Application
- Zinc Plated
- Dust Covered Raceway Standard
- Double Ball Bearing Raceway For Longer Wear And Added Strength



**1ST** - Pop In Stem

- Grip Ring For Easy Installation
- Zinc Plated
- Dust Covered Raceway Standard
- Double Ball Bearing Raceway For Longer Wear And Added Strength

Available Wheel Materials (B)



**PLY** - Polyurethane

- Tread Mechanically Bound to Polyolefin Core
- Resistant to Acids & Caustics
- Non-Marking
- Temperature Range -45° to 180°F




**PH** - Phenolic

- Resistant to Oil and Grease
- Temperature Range -50° to 250°F
- Easy Rolling, Quieter than Steel Wheels
- Excellent Floor Protection



**LDP** - Polyolefin

- Injection Molded
- Impact Resistant
- Non-Marking
- Temperature Range -45° to 180°F
- Highly Resistant to Chemicals and Solvents



**GR** - Gray Rubber

- Non-Marking
- Temperature Range -45° to 180°F
- Resistant to Oil, Grease, Water and Most Solvents
- Smooth & Quiet

Available Brake Options (C)



**TLB** - Top Lock Brake

- Locks Wheel
- Works With All Wheel Sizes



**TAB** - Toe Activated Brake

- Locks Wheel with Foot Pad
- Works With All Wheel Sizes




**TTB** - Total Lock Brake

- Locks Wheel and Swivel
- Not Available With 3" Wheels

**4" x 4" Swivel Universal Plate 500# Caster**

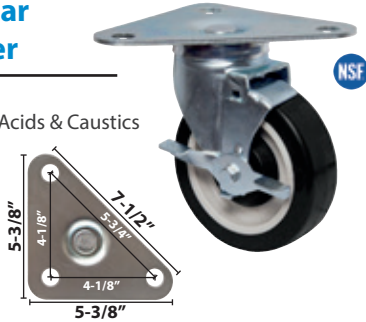
- 4" x 4" Universal Plate
- 5" Polyurethane Wheel Resistant to Acids & Caustics
- Temperature Range -45° to 180°F
- Top Lock Brake
- 500# Weight Cap. per Caster
- Heavy Duty wheel, rig and plate
- Caster Kit of (4) in POP Box



Part #	Description
5HBR-UP4-PLY-PS4	(4) 5" Polyurethane Wheel w/ Top Lock Brake

**5-3/8" x 7-1/2" Triangular Swivel Plate 500# Caster**


- 5-3/8" x 7-1/2" Triangular Plate
- 5" Polyurethane Wheel Resistant to Acids & Caustics
- Temperature Range -45° to 180°F
- Top Lock Brake
- 500# Weight Cap. per Caster
- Heavy Duty wheel, rig and plate
- Caster Kit of (4) in POP Box
- \*Fits Blodgett® Convection Ovens



Part #	Description
5HBR-TR5-PLY-PS4	(4) 5" Polyurethane Wheel w/ Top Lock Brake

**3-1/2" x 3-1/2" Adjustable Height Universal Plate Caster**


- 3-1/2" x 3-1/2" Universal Plate
- 3" Polyurethane Wheel Resistant to Acids & Caustics
- 2" Height Adjustment (from 8 1/2" to 10 1/2")
- Temperature Range -45° to 180°F
- Toe Activated Brake
- 200# Weight Cap. per Caster
- Caster Kit of (4) in POP Box



Part #	Description
3SBR-UP3AD-PLY-PS4	(4) 3" Polyurethane Wheel w/ Toe Activated Brake

**2-1/2" x 3-5/8" Adjustable Height Plate Caster**


- 2-1/2" x 3-5/8" Plate
- 3" Phenolic Wheel Resistant to Oil & Grease
- 1" Height Adjustment (from 6 1/2" to 7 1/2")
- Temperature Range -50° to 250°F
- Toe Activated Brake
- 200# Weight Cap. per Caster
- Caster Kit of (4) in Standard Brown Box



Part #	Description
3SBR-1PT-PH-TAB-4	(4) 3" Phenolic Wheel w/ Toe Activated Brake

**4" x 4" Swivel Universal Plate Caster**

- 4" x 4" Universal Plate
- 3" Polyurethane Wheel Resistant to Acids & Caustics
- Temperature Range -45° to 180°F
- Top Lock Brake
- 250# Weight Cap. per Caster
- Caster Kit of (4) in POP Box




Part #	Description
3SBR-UP4-PLY-PS4	(4) 3" Polyurethane Wheel w/ Top Lock Brake

**Contact Us for our Caster Cross Reference Guide**

**3-1/2" x 3-1/2" and 4" x 4" Swivel Universal Plate Caster**

- 5" Polyurethane Wheel Resistant to Acids & Caustics
- Temperature Range -45° to 180°F
- Top Lock Brake
- 300# Weight Cap. per Caster
- Caster Kit of (4) in POP Box



Part #	Description
5SBR-UP3-PLY-TLB-PS4	3-1/2" x 3-1/2" Universal Plate Caster Kit (4) 5" Polyurethane Wheel w/ Top Lock Brake
5SBR-UP3-PLY-TLB	3-1/2" x 3-1/2" Universal Plate Caster 5" Polyurethane Wheel w/ Top Lock Brake
5SBR-UP4-PLY-TLB-PS4	4" x 4" Universal Plate Caster Kit (4) 5" Polyurethane Wheel w/ Top Lock Brake
5SBR-UP4-PLY-TLB	4" x 4" Universal Plate Caster 5" Polyurethane Wheel w/ Top Lock Brake

**2-3/8" x 3-5/8" Plate Caster**

- 2-3/8" x 3-5/8" Plate
- 5" Polyurethane Wheel Resistant to Acids & Caustics
- Temperature Range -45° to 180°F
- Top Lock Brake
- 300# Weight Cap. per Caster
- Caster Kit of (4) in POP Box



Part #	Description
5SBR-1PT-PLY-PS4	(4) 5" Polyurethane Wheel w/ Top Lock Brake
5SBR-1PT-PLY	5" Polyurethane Wheel
5SBR-1PT-PLY-TLB	5" Polyurethane Wheel w/ Top Lock Brake

\* This product is not manufactured or associated with any other manufacturer, and the products under that registered trade name or mark are not owned, associated or to be confused with BK Resources.

## Threaded Stem

- Double Ball Bearing Raceway for Long Wear and Added Strength
- Zinc Plated
- Raceway Dust Cover

### APPLICATIONS

- Wire Shelf Carts
- Bakery Equipment
- Food Service Operations
- Displays
- Maintenance Carts
- Office Equipment

### 3/4"-10 x 1" Threaded Stem Oven Caster



- 3/4"-10 x 1" Threaded Stem
- 5" Phenolic Wheel Resistant to Oil & Grease
- Temperature Range -50° to 250°F
- With or Without Top Lock Brake
- 350# Weight Cap. per Caster
- Caster Kit of (4)
- \* Fits Southbend® & Garland® G-Series



Part #	Description
5SBR-9ST-PH-4	Caster Kit Includes: (2) 5" Phenolic Wheel Casters (2) 5" Phenolic Wheel w/ Top Lock Brake Casters

### 1/2"-13 x 1" Threaded Stem Equipment Caster



- 1/2"-13 x 1" Threaded Stem
- 2.5" Polyolefin Wheel Resistant to Chemicals & Solvents
- Temperature Range -45° to 180°F
- Twist Lock Brake
- 220# Weight Cap. per Caster
- Caster Kit of (4) in POP Box
- \* Fits True® Refrigerators



Part #	Description
25SBR-4ST-LDP-PS4	(4) 2.5" Polyolefin Wheel Casters w/ Twist Lock Brake

### 1/2"-13 x 3/4" Threaded Stem Equipment Caster



- 1/2"-13 x 3/4" Threaded Stem
- 3" Polyolefin Wheel Resistant to Chemicals & Solvents
- Temperature Range -45° to 180°F
- Top Lock Brake
- 220# Weight Cap. per Caster
- Caster Kit of (4) in POP Box



Part #	Description
3SBR-15ST-LDP-PS4	(4) 3" Polyolefin Wheel Casters w/ Top Lock Brake

\* This product is not manufactured or associated with any other manufacturer, and the products under that registered trade name or mark are not owned, associated or to be confused with BK Resources.

## Pop In Stem

- Fits 1" O.D. Tubing
- Double Ball Bearing Raceway for Long Wear and Added Strength
- Zinc Plated
- Raceway Dust Cover

### APPLICATIONS

- Wire Shelf Carts
- Bakery Equipment
- Food Service Operations
- Displays
- Maintenance Carts
- Office Equipment




#### Polyurethane Wheel

- Resistant to Acids & Caustics
- Temperature Range -45° to 180°F



#### Polyolefin Wheel

- Resistant to Chemicals & Solvents
- Temperature Range -45° to 180°F




Part #	Description	Weight Capacity
5SBR-1ST-PLY	5" Polyurethane Wheel Caster	300#
5SBR-1ST-PLY-TLB	5" Polyurethane Wheel Caster w/ Top Lock Brake	300#
5SBR-1ST-LDP	5" Polyolefin Wheel Caster	300#
5SBR-1ST-LDP-TLB	5" Polyolefin Wheel Caster w/ Top Lock Brake	300#

**!** WARNING: Cancer and Reproductive Harm P65Warnings.ca.gov - all products on this page

- Double Ball Bearing Raceway for Long Wear and Added Strength
- Zinc Plated
- Raceway Dust Cover
- Thread Covered Not On Solid Wheels. (i.e. Polyolefin, Hard Rubber & Phenolic Wheels)

**APPLICATIONS**

- Work Tables
- Bakery Equipment
- Food Service Operations
- Displays
- Maintenance Carts
- Office Equipment



**1-5/8" Stem Work Table Caster**

- Fits Standard 1-5/8" Tubing
- 4" or 5" Polyurethane Wheel Resistant to Acids & Caustics
- Temperature Range -45° to 180°F
- Top Lock Brake
- 300# Weight Cap. per Caster
- Caster Kit of (4 or 6) in POP Box



**1-5/8" Stem Work Table Caster**

- Fits Standard 1-5/8" Tubing
- 5" Polyolefin Wheel Resistant to Chemicals & Solvents
- Temperature Range -45° to 180°F
- Top Lock Brake
- 300# Weight Cap. per Caster
- Caster Kit of (4 or 6)



Part #	Description
5SBR-RA-PLY-PS4	(4) 5" Polyurethane Wheel w/ Top Lock Brake
5SBR-RA-PLY-PS6	(6) 5" Polyurethane Wheel w/ Top Lock Brake
5SBR-RA-PLY	5" Polyurethane Wheel
5SBR-RA-PLY-TLB	5" Polyurethane Wheel w/ Top Lock Brake
4SBR-RA-PLY-TLB	4" Polyurethane Wheel w/ Top Lock Brake

Part #	Description
5SBR-RA-LDP-PS4	(4) 5" Polyolefin Wheel w/ Top Lock Brake
5SBR-RA-LDP-PS6	(6) 5" Polyolefin Wheel w/ Top Lock Brake
5SBR-RA-LDP	5" Polyolefin Wheel
5SBR-RA-LDP-TLB	5" Polyolefin Wheel w/ Top Lock Brake



**Hard Rubber Wheel**  
 • Temperature Range -40° to 160°F



**Phenolic Wheel**  
 • Resistant to Oil & Grease  
 • Temperature Range -50° to 250°F

**!** WARNING: Cancer and Reproductive Harm P65Warnings.ca.gov - all products on this page





**BK-LT1-NW - Round 1" Thick Reversible Natural / Walnut Table Top**

- 1" Thick Particle Board With Multiple Color Options
- Includes Black Vinyl T-Mold Protective Edge
- 1" Thick

Part Number	Recommended Base	Size: (Diameter)
BK-LT1-NW-24R	-2222 or -18	24"
BK-LT1-NW-30R	-2222 or -22	30"
BK-LT1-NW-36R	-2222 or -22	36"

**BK-LT1-BM - Round 1" Thick Reversible Black / Mahogany Table Top**

- 1" Thick Particle Board With Multiple Color Options
- Includes Black Vinyl T-Mold Protective Edge
- 1" Thick

Part Number	Recommended Base	Size: (Diameter)
BK-LT1-BM-24R	-2222 or -18	24"
BK-LT1-BM-30R	-2222 or -22	30"
BK-LT1-BM-36R	-2222 or 22	36"

**OUR FULL LINE OF INVENTORY IS BACK**

**BK-LT1-NW - 1" Thick Reversible Natural / Walnut Table Top**

- 1" Thick Particle Board With Multiple Color Options
- Includes Black Vinyl T-Mold Protective Edge
- 1" Thick
- 2" Radius Corners

Part Number	Recommended Base	Size: (Diameter)
BK-LT1-NW-2424	-2222 or -18	24" x 24"
BK-LT1-NW-3024	-2222 or -18	30" x 24"
BK-LT1-NW-3030	-2222 or -22	30" x 30"
BK-LT1-NW-3636	-2430 or -22	36" x 36"
BK-LT1-NW-4230	-2430 or -22	42" x 30"
BK-LT1-NW-4830	-2430 or -22	48" x 30"

**BK-LT1-BM - 1" Thick Reversible Black / Mahogany Table Top**

- 1" Thick Particle Board With Multiple Color Options
- Includes Black Vinyl T-Mold Protective Edge
- 1" Thick
- 2" Radius Corners

Part Number	Recommended Base	Size: (Diameter)
BK-LT1-BM-2424	-2222 or -18	24" x 24"
BK-LT1-BM-3024	-2222 or -18	30" x 24"
BK-LT1-BM-3030	-2222 or -22	30" x 30"
BK-LT1-BM-3636	-2430 or -22	36" x 36"
BK-LT1-BM-4230	-2430 or -22	42" x 30"
BK-LT1-BM-4830	-2430 or -33	48" x 30"



BK-BXTB2  
2 Piece Assembly


2 PIECE  
TABLE BASES  
ASSEMBLE  
FASTER  
AND EASIER



BK-BRTB2  
2 Piece Assembly

**BK-AG-4**  
4 Pack Self-Leveling  
Table Glides

- For Metal Table Bases
- 1/4-20 x 1/2 Thread
- P.O.P. Packaging



BK-BXTB2-0522  
2 Piece Assembly

WARRANTED  
1  
YEAR



BK-DXTB  
3 Piece Assembly



BK-DRTB  
3 Piece Assembly



BK-DXTB-0522  
3 Piece Assembly

Bar and Dining Height Table Bases

- Bar Height 41.5"
- Dining Height 28.5"
- Cast Iron Table Bases
- Black Powder Coated Finish
- All Bases Include Floor Glides, Top Spider With Rod and Nut, and Hardware For Mounting

- Units Ship Unassembled
- Assembly Required

3 Piece Part #	2 Piece Part #	Base Type	Recommended Top Size	Base O.A. Measurements	Use Height
BK-DXTB-0522	BK-DXTB2-0522	2 Prong	60"	5" x 22"	Dining Height
BK-BXTB-0522	BK-BXTB2-0522	2 Prong	60"	5" x 22"	Bar Height
BK-DXTB-2222	BK-DXTB2-2222	4 Prong	24"-30"	22" x 22"	Dining Height
BK-BXTB-2222	BK-BXTB2-2222	4 Prong	24"-30"	22" x 22"	Bar Height
BK-DXTB-2430	BK-DXTB2-2430	4 Prong	30"-60"	24" x 30"	Dining Height
BK-BXTB-2430	BK-BXTB2-2430	4 Prong	30"-60"	24" x 30"	Bar Height
BK-DXTB-3030	BK-DXTB2-3030	4 Prong	36"-42"	30" x 30"	Dining Height
BK-BXTB-3030	BK-BXTB2-3030	4 Prong	36"-42"	30" x 30"	Bar Height
BK-DRTB-18	BK-DRTB2-18	Round Base	30"-34"	18"	Dining Height
BK-BRTB-18	BK-BRTB2-18	Round Base	30"-34"	18"	Bar Height
BK-DRTB-22	BK-DRTB2-22	Round Base	30"-42"	22"	Dining Height
BK-BRTB-22	BK-BRTB2-22	Round Base	30"-42"	22"	Bar Height
BK-DRTB-30	BK-DRTB2-30	Round Base	48"-60"	30"	Dining Height
BK-BRTB-30	BK-BRTB2-30	Round Base	48"-60"	30"	Bar Height

Ladder Back Chairs - Cushions - Table Glides

Free Freight AVAILABLE!



Metal Clear Coat  
BK-ML30-CL-V



Metal Clear Coat  
BK-ML30-CL-V



Metal Clear Coat  
BK-MLSC-CL-V



Black  
BK-ML30-B-W



Black  
BK-MLSC-B-V



Black  
BK-ML30-B-W



**BK-ML - Ladder Back Side Chairs and Bar Stools**

- Full Welded 18 Gauge Steel Frame
- Black Powder Coat or Clear Coat Finish
- Available In 3 Vinyl or Wood seat options
- Nylon Non-Marking Feet
- Seat Cushion Dimensions : 16" (w) x 15 1/2" (d) x 1 1/2" (h)
- **Included Seats Ship Separately (Assembly Required)**
- Pick any combination of chair and seat/cushion

Part# w/ Vinyl Seat	Part# w/ Wood Seat	Chair Type / Use	Seat Height	Finish	Overall Dimensions (w x d x h)
BK-MLSC-B-V	BK-MLSC-B-W	Dining Side Chair	18"	Black Powder Coated	16" x 18 1/2" x 33"
BK-ML30-B-V	BK-ML30-B-W	Bar Stool	30"	Black Powder Coated	16" x 18" x 43"
BK-MLSC-CL-V	BK-MLSC-CL-W	Dining Side Chair	18"	Metal Clear Coat	16" x 18 1/2" x 33"
BK-ML30-CL-V	BK-ML30-CL-W	Bar Stool	30"	Metal Clear Coat	16" x 18" x 43"

**BK-BWS - Replacement Wood Seat**

- Dimensions : 16" (w) x 15 1/2" (d) x 1 1/2" (h)



Dark Mahogany Oak  
BK-BWS-DM



Honey Oak  
BK-BWS-HK



Natural Birch  
BK-BWS-NB

**BK-VPS - Replacement Vinyl Cushions**

- Cushions meet CA standard 117
- Dimensions : 17" (w) x 16 1/2" (d) x 2" (h)



Black  
BK-VPS-BK



Burgundy  
BK-VPS-BY



Forest Green  
BK-VPS-GR



New Burgundy  
(\*matches booth color)  
BK-VPS-NBY



**BK-AG Self-Leveling Table Glides**

- For Metal Table Bases
- 1/4-20 x 1/2 Thread

Part Number

BK-AG

**BK-AG-4 4 Pack Self-Leveling Table Glides**

- For Metal Table Bases
- 1/4-20 x 1/2 Thread
- P.O.P. Packaging

Part Number

BK-AG-4



**SB- Single Sided Vinyl Booth**

- Heavy Duty Hardwood Frame
- Reinforced with Glued Corner Blocks
- **Ships in 10 Days**
- Does Not Qualify For Free Freight

- Removable Sinuous Spring Seat with Cross-Connecting Links
- 4¾" High Vinyl Kick Base
- Floor to seat top average height is 18"
- Meet CA standard 117



Part Number	Height	Color	Size (h x l x w)
SB-36-BK	36"	Black	36" x 46" x 23"
SB-36-NBY	36"	New Burgundy	36" x 46" x 23"
SB-42-BK	42"	Black	42" x 46" x 23"
SB-42-NBY	42"	New Burgundy	42" x 46" x 23"

**No Free Freight on any Booths**



**DB-Double Sided Vinyl Booth**

- Heavy Duty Hardwood Frame
- Reinforced with Glued Corner Blocks
- **Ships in 10 Days**
- Does Not Qualify For Free Freight

- Removable Sinuous Spring Seat with Cross-Connecting Links
- 4¾" High Vinyl Kick Base
- Floor to seat top average height is 18"
- Meet CA standard 117



Part Number	Height	Color	Size (h x l x w)
DB-36-BK	36"	Black	36" x 46" x 44"
DB-36-NBY	36"	New Burgundy	36" x 46" x 44"
DB-42-BK	42"	Black	42" x 46" x 44"
DB-42-NBY	42"	New Burgundy	42" x 46" x 44"





### BK-SETScrew Set Screws

- Exclusively for BK Resources Products
- M8 x 8mm

Part #	Qty.
BK-SETScrew-25	25
BK-SETScrew-100	100
BK-SETScrew-250	250



### BK-BKFCleaner Stainless Steel Cleaner

- Net Weight 12 oz.
- Cleans & Polishes S/S
- Sold individually
- Sold in Case

Part #	Qty.
BK-BKFCleaner-12	ea.
BK-BKFCleaner-CASE	12



### BK-SS-CAREKIT Stainless Steel Care & Maintenance Mini Kit

- 2 oz. S/S Polish
- S/S Cleaner
- BK-SS-CAREKIT-SS incl. BK-SETScrew-25
- Scotch Brite Pad
- S/S Care Kit Instruction

Part #
BK-SS-CAREKIT
BK-SS-CAREKIT-SS



### BK-SBPAD Scotch Brite Cleaning Pads

- Helps Remove Foreign Surfaces from S/S
- Can Be Used To Remove Light Scratches

Part #	Qty.
BK-SBPAD	Box (20 ea.)
BK-SBPAD-CASE	Case (3 boxes)



### BK-SSCLNR Stainless Steel Polish

- Polishes Stainless Steel To High Gloss Shine
- Helps Preserve Stainless Steel Finish
- Low VOC Formulation

Part #	Size
BK-SSCLNR-10	10 oz. Can
BK-SSCLNR-10-CASE	Case (12ea. 10 oz. cans)
BK-SSCLNR-128	Case (4ea. 1 Gallon)



### BK-SC Silicone Sealant

- 10.1 oz bottle for caulking gun
- Also available in 2 oz. hand held tube

Part #	Color	Size
BK-SC-CL	Clear	10.1 oz.
BK-SC-AL	Aluminum	10.1 oz.
100711	Clear	2.8 oz.



Ⓐ



Ⓑ



Ⓒ

**Handles**


• **Note:** Has 10-24 Threading, 1" or 3/8" Screws Available, **Please Specify Size Screw Needed**

	<b>Part #</b>	<b>Description</b>	<b>Sold In Case Pack</b>
A	BKSDRWPL	S/S Drawer Pull w/ Full Grip	100
B	BKSSRPD	S/S Recessed Sliding Door Pull	100
C	BK-TH-12	12" Tubular Handle 1" O.D. Tubing	100

**Catches**



<b>Part Number</b>	<b>Description</b>
BK-MAG-1	Magnetic Catch 12 # pull 2-3/4" long
BK-MAG-SP	Striker Plate



**BK-SRSA - Roller Drawer Slides**

• Supplied w/ 8 Rollers • 200 lb. Capacity


<b>Part Number</b>	<b>Drawer Slide Length</b>	<b>Roller Mat.</b>	<b>Sold In Case Pack Only</b>
BK-SRSA-22	22"	Stainless Bearings	10
BK-SRSA-24	24"	Stainless Bearings	10



**BK-FDS / BK-RDS**

**Front & Rear Door Sheaves**

• Nylon Tires



**BK-ADTK - Aluminum Door Tracking**

<b>Part Number</b>	<b>Size</b>
BK-ADTK-48	48"
BK-ADTK-60	60"
BK-ADTK-72	72"
BK-ADTK-144	144"

**!** WARNING: Cancer and Reproductive Harm P65Warnings.ca.gov - all products on this page

### BKDWR - S/S Drawer Assemblies

- 200 lb. Capacity
- ADA Compliant
- Pan Easily Removes for Cleaning
- Universal mounting for metal or wood tables

Part Number	NSF	Pan Size	Spacers Included	Pan Material
BKDWR-2020-ASSY-SS	✓	20" x 20"	N/A	S/S
BKDWR-2015-ASSY-SS	✓	20" x 15"	N/A	S/S
BKDWR-2020-ASSY-PL		20" x 20"	N/A	Plastic
BKDWR-2015-ASSY-PL		20" x 15"	N/A	Plastic



Also Shown on Page 92

### Drawer Assemblies w/Locks

Part Number	NSF	Pan Size	Spacers Included	Pan Material
BKDWR-1820-ASSY-L-SS	✓	15" x 20"	6"	S/S
BKDWR-2020-ASSY-L-SS	✓	20" x 20"	N/A	S/S
BKDWR-2015-ASSY-L-SS	✓	20" x 15"	N/A	S/S
BKDWR-1820-ASSY-L-PL		15" x 20"	6"	Plastic
BKDWR-2020-ASSY-L-PL		20" x 20"	N/A	Plastic
BKDWR-2015-ASSY-L-PL		20" x 15"	N/A	Plastic



### BKDWR - Drawer Pans

- Stainless Pans NSF Component Approved
- Plastic Pans Not NSF Approved

Part Number	Size	Pan Mat.	Sold In Case Pack (Optional)
BKDWR-2020	20" x 20" x 5" (d)	Stainless	10
BKDWR-2015	20" x 15" x 5" (d)	Stainless	6
BKDWR-2020-PL (Not NSF Listed)	20" x 20" x 5" (d)	Plastic	6
BKDWR-2015-PL (Not NSF Listed)	20" x 15" x 5" (d)	Plastic	6



#### BK-KI-100 Knurled Inserts

- Fits 1" Overall Diameter Tubing



#### BK-BNCI-1 1-1/2" Bullnose Corner Insert

#### BK-RECI-1 1-5/8" Rolled Corner Edge Insert



#### BK-LOH-1 2" S/S Lift Off Hinge w/o Holes



#### BK-LOH-2 3" S/S Lift Off Hinge w/o Holes

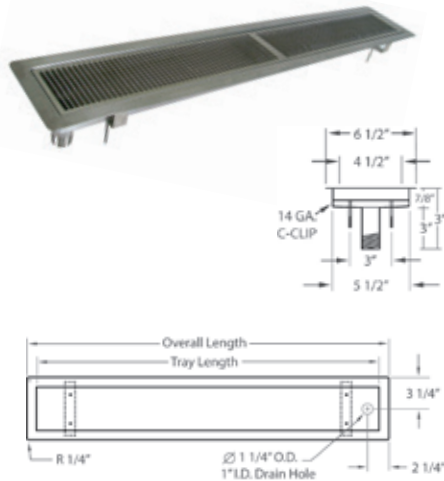


WARNING: Cancer and Reproductive Harm P65Warnings.ca.gov - all products on this page

**Urn Troughs - Outlet Boxes & Housings**

**BK-URTR - Urn Trough w/ Drip Plate**

- T-304 Stainless Steel
- Removable Drip Plate
- 7/8" Deep Tray
- 1" Flush Mount Trim Plate
- 1/4" Rounded Corners on Trim Plate
- 1 1/4" O.D. Drain



Part #	Tray Length:	Overall Length:
BK-URTR-18	18"	20"
BK-URTR-24	24"	26"
BK-URTR-36	36"	38"
BK-URTR-48	48"	50"
BK-URTR-60	60"	62"
BK-URTR-72	72"	74"



**BK-04000126**  
**S/S Lid Cover**  
**Brackets**

- Overall Dimensions: 3" x 2 5/8" (t)
- 1/2" Mounting Lip



**BK-KPSC-1**  
**Kick Plate Spring Clamp**

- Fits 1 5/8" and 2" Legs
- Heavy Duty



**BK-SOPB**  
**Single Outlet**  
**Pedestal Box**

- Brushed Cast Aluminum



**HDPE-N - Poly**



- Cutting Boards and Food Preparation
- Food Processing - Manufacturing and Components
- Commercial or Residential Use
- High Density Polyethylene HDPE
- Heavy Duty
- Non-Absorbent
- Solid Surface

Part Number	Description
HDPE-N-1/2-55121	1/2" HDPE 55" X 121" White
HDPE-N-3/4-55121	3/4" HDPE 55" X 121" White
HDPE-N-1-55121	1" HDPE 55" X 121" White

**CG-  
Corner Guards**

Part Number
CG-248
CG-260
CG-296
CG-448
CG-1448
CG-496
CG-1496



**BK-DVEK**  
**Drain Valve**  
**Extension Kit**

- ALL T-304 Stainless Steel
- Standard with 1/2" Valves



**!** WARNING: Cancer and Reproductive Harm P65Warnings.ca.gov - all products on this page





**BKL-20-WP**  
2" x 6" Straight S/S Leg

- With Removable Leg Plate
- Case Pack 24 Only



**BKL-1625-WP**  
1 5/8" x 6" Straight S/S Leg

- With Removable Leg Plate
- Case Pack 24 Only



**BKL-4-NPE**  
4" Nickel Plated Economy Leg

- 750 lbs. Weight Cap. (Static Load)
- 3/8" - 16 Stud



**BKL-4-NPE-H**  
4" S/S Brushed Leg

- 750 lb. Weight Cap. (Static Load)
- 3/8" - 16 Stud



**BKBS-1**  
End Tubular Rail Support

- Fits 1-5/8" Legs and 1-1/4 Cross Rail



**BKBS-2**  
Corner Tubular Rail Support

- Fits 1-5/8" Legs and 1-1/4 Cross Rails



**BKBS-3**  
Center Tubular Rail Support


- Fits 1-5/8" Legs and 1-1/4 Cross Rails

**Stainless Steel Tubing**




- 20 ft Randoms Also Available - Call for Pricing
- 1 5/8" OD Round
- Includes S/S Adjustable Foot (BK-SSAF) in Precut Lengths
- 16 ga. T-304

*NEED A CUSTOM LENGTH?  
WE CAN CUT IT FOR YOU.*

Part #	Length
BKL-6SS	6"
BKL-24SS	24"
BKL-36SS	36"





**!** WARNING: Cancer and Reproductive Harm P65Warnings.ca.gov - all products on this page





BK Resources  
Patent # 8002224

BK Resources  
Patent # 8002224



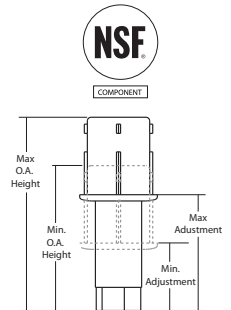
BK Resources  
Patent # 8002224



**Feet**

• Designed for 16 ga. 1-5/8" & 1 1/2" Tubing

	Part Number	NSF	Fits Tubing	Material	Foot Type	Weight Cap. (lbs)	Sold In Case Pack Only
A	BK-SSAF	✓	1 5/8" Round	Stainless Steel over White Metal	Bullet	1,000	72
B	BK-SSPAF	✓	1 5/8" Round	Stainless Steel over Plastic	Bullet	200	100
C	BK-WPAF	✓	1 5/8" Round	Aluminum over Plastic	Bullet	250	100
D	BK-PLAF	✓	1 5/8" Round	Plastic	Bullet	200	100
E	BK-WMAF	✓	1 5/8" Round	White Metal	Bullet	1,000	72
F	BK-SPRFAF-WH	✓	1 5/8" Round	Stainless Steel over Plastic	Flange w/ Holes	350	25
G	BK-SSRFAF	✓	1 5/8" Round	Stainless Steel over White Metal	Flange w/o Holes	1,000	25
H	BK-SSRFAF-WH	✓	1 5/8" Round	Stainless Steel over White Metal	Flange w/ Holes	1,000	25
I	BK-SSQAF	✓	1 1/2" Square	Stainless Steel over White Metal	Bullet	1,000	25
K	BK-SSQFAF-WH	✓	1 1/2" Square	Stainless Steel over White Metal	Flange w/ Holes	1,000	25



**!** WARNING: Cancer and Reproductive Harm P65Warnings.ca.gov



**Leg Sockets**

	Fits	Part Number	NSF	Description	Sold In Case Pack Only
A	1-5/8"	BK-SSLSF	✓	S/S w/ Flare w/ 1 Screw	100
B	1-5/8"	BK-SSLS	✓	Straight S/S w/ 2 Screws	100
C	1-5/8"	BK-SSLSF-2	✓	Mini S/S Gusset w/ Flare	100
D	1-5/8"	BK-SSLS-WP	✓	S/S w/ Plate w/ 2 Screws	100
E	1-5/8"	BK-WMLS	✓	Straight Galv. w/ 2 Screws	100
F	1-5/8"	BK-WMLS-1	✓	Straight Galv. w/ 1 Screw	100
G	1-5/8"	BK-WMLS-WP	✓	Galv. w/ Plate w/ 2 Screws	100
H	1-5/8"	BK-DBLS-1	✓	Mini S/S Double-Bevelled Gusset	100
J	1-5/8"	BK-SSLS-1		Straight S/S w/ 1 Screw	100

**⚠ WARNING: Cancer and Reproductive Harm P65Warnings.ca.gov**



**BKFB - T-304 Welded Bowls**

- Polished Interior / Unpolished Exterior
- Bowls Conform To NSF-C2 w/ 3/4" Coved Corners
- Bottom Crowned To 3 1/2" Embossed Drain Opening
- Integral Slope Drain Design

We Can Create  
*CUSTOM MADE*  
Fabricated Bowls  
Just for You!



Contact Us for Details!

14 ga. Bowls		1-5	6-10	11-19	20+	16 ga. Bowl		1-5	6-10	11-19	20+
Part Number	Size	Bowls*	Bowls*	Bowls*	Bowls*	Part Number	Size	Bowls*	Bowls*	Bowls*	Bowls*
BKFB-1410-8-14	14 x 10 x 8 (d)					BKFB-1620-12-16	16 x 20 x 12(d)				
BKFB-2020-12-14	20 x 20 x 12(d)					BKFB-2020-8-16	20 x 20 x 8(d)				
BKFB-2028-14-14	20 x 28 x 14(d)					BKFB-2020-12-16	20 x 20 x 16(d)				
BKFB-2424-14-14	24 x 24 x 14(d)					BKFB-2028-12-16	20 x 28 x 12(d)				
BKFB-1824-14-14	18 x 24 x 14(d)					BKFB-2424-12-16	24 x 24 x 12(d)				
16 ga. Bowls		1-5	6-10	11-19	20+	BKFB-1824-12-16	18 x 24 x 12(d)				
Part Number	Size	Bowls*	Bowls*	Bowls*	Bowls*	BKFB-2424-14-16	24 x 24 x 14(d)				
BKFB-1115-11-16	11 x 15 x 11(d)					BKFB-1824-14-16	18 x 24 x 14(d)				
BKFB-1616-10-16	16 x 16 x 10(d)					BKFB-1618-14-16	16 x 18 x 14(d)				
BKFB-1618-12-16	16 x 18 x 12(d)										
BKFB-1818-12-16	18 x 18 x 12(d)										

**BK-PB  
Prep Basket**

- Designed to fit Fabricated Bowl, Drop-In Sink, Underbar Sinks and Compartment Sinks
- 16 ga. T-304 Stainless Steel
- 2" Deep
- Does not fit BK-DIS-1014-5D

Part Number	Fits Bowl Size (w x l)
BK-PB1014	10 x 14
BK-PB1620	16 x 20
BK-PB1515	15 x 15
BK-PB1818	18 x 18



**T-304 16 ga.  
S/S Pre-Rinse Basket**

- Perforated bowl design
- Designed for easy use

Part Number	Fits Bowl Size (w x l)	
BK-PRB-5	20 x 20	\$235
BK-PRB-1824	18 x 24	
BK-PRB-2424	24 x 24	
BK-PRB-2030	20 x 30	


**SB-16-2020-5  
16 ga. T-304 S/S  
Pre-Rinse Bowls**

- 20 x 20 x 5 (d)
- Polished Interior / Exterior
- Bowls Conform To NSFC2 w/ 3/4" Coved Corners
- Bottom Crowned To 3 1/2" Embossed Drain Opening
- Integral Slope Drain Design

**BK-SDTS  
Tray Slide**

- T-304 Stainless Steel
- #4 Polish
- 3/16" Bar Stock

Part Number	Fits Bowl Size (wx l)
BK-SDTS	20"x20"
BK-SDTS-1824	18"x24"



**⚠ WARNING: Cancer and Reproductive Harm P65Warnings.ca.gov**





**BK-DSB-SS**  
**Die Cast Chrome Shelf Bracket**

- With Stainless Steel Slide
- Collapsible



**BK-3RTSB-F**  
**S/S Tray Slide Rail Bracket**

- For Support of 1" O.D. Tubing
- 12 1/2" Length



**BK-3RTSB-D**  
**S/S Drop Tray Slide Rail Bracket**

- For Support of 1" O.D. Tubing
- 12 1/2" Length
- Adjustable Leveling Set Screw



**BK-NPDN-1024**  
**#10-24 Nickel Plated Dome Nut**

- Sold Per Thousand Only



**BK-NPDN-1024S**  
**#10-24 Dome Nut w/ Seal**

- Sold Per Thousand Only



**BK-ZPLN-1024**  
**#10-24 Open Pal Nut**

- Sold Per Thousand Only



**BK-NPTI-15R**  
**Nickel Plated Tube Insert**

- Fits 1 1/2" O.D. Tubing

### BK-CWS / BK-SWS - Copper & Stainless Weld Studs

- Sold Per Thousand Only
- M Tip
- 5 Business Day Lead Time

Copper Welds	Size	Stainless Welds	Size
BK-CWS-1024x1/2	#10-24 x 1/2"	BK-SWS-1024x1/2	#10-24 x 1/2"
BK-CWS-1024x3/8	#10-24 x 3/8"	BK-SWS-1024x3/8	#10-24 x 3/8"
BK-CWS-1024x3/4	#10-24 x 3/4"	BK-SWS-1024x3/4	#10-24 x 3/4"



### Pot Hooks

- T-304 Stainless Steel
- Single & Double Pot Hooks Available

Part Number	Hook Type
<b>Stainless Pot Hooks</b>	
BKSSDPH	Double
BKSSPH	Single

### BK-SSFLAT

#### S/S Flat Bar

- Sold Per Foot
- 2" T-304 Stainless Steel
- 3/16" x 2"
- 12' Section in Bundles of 10pc.
- Sold Only in Bundles of 10pc.



### BK-AP

#### Aerosol Paint 10oz. Can

- Must Purchase in Case Packs
- Sold in 12ea. Case Pack

Part #	Color
BK-AP-AL	Aluminum
BK-AP-BL	Flat Black



Part #	Page #	Part #	Page #	Part #	Page #	Part #	Page #	Part #	Page #
3SBR-15ST-LDP-PS4		06001004		APR-48BAR		BK-ADR-4824-12		BK-DAB	
3SBR-R1PT-PH-TAB-4		06001005		APR-60		BK-ADR-6020-8		BK-DAC	
3SBR-UP3AD-PLY-PS4		06009010		APR-60BAR		BK-ADR-6020-12		BK-DAS	
3SBR-UP4-PLY-PS4		06522065		APR-72		BK-ADR-6024-8		BK-DBLS-1	
4SBR-RA-PLY-TLB		06522070		APR-72BAR		BK-ADR-6024-12		BK-DC-35	
5HBR-TR5-PLY-PS4		06522090		APSWSSB		BK-ADTK-48		BK-DI1014-SS	
5HBR-UP4-PLY-PS4		06522092		APU-36		BK-ADTK-60		BK-DIBHL-2118	
5SBR-1PT-PLY		06530008		APU-48		BK-ADTK-72		BK-DIBHL-2118-P-G	
5SBR-1PT-PLY-PS4		06530013		APU-60		BK-ADTK-144		BK-DIBL-1218	
5SBR-1PT-PLY-TLB		06530018		APU-72		BK-AG		BK-DIBL-2218	
5SBR-1ST-LDP		07040076		BB-2-59		BK-AG-4		BK-DIBL-2818	
5SBR-1ST-LDP-TLB		07100005		BB-2-69		BK-AP-AL		BK-DIBL-3418	
5SBR-1ST-PLY		AOBS-12		BB-2G-59		BK-AP-BL		BK-DIBL-3620	
5SBR-1ST-PLY-TLB		AOBS-18		BB-2G-69		BK-BKFCLEANER-12		BK-DIBL-4820	
5SBR-9ST-PH-4		APHS-W1410-1B		BB-3-95		BK-BKFCLEANER-CASE		BK-DIS-0909-5	
5SBR-BKDC-4		APHS-W1410-1BSEF		BB-3G-95		BK-BNCI-1		BK-DIS-0909-5-P-G	
5SBR-RA-LDP		APHS-W1410-1LSB		BC-2-50		BK-BPD-1		BK-DIS-1014	
5SBR-RA-LDP-PS4		APHS-W1410-1RSB		BC-2-65		BK-BRTB2-18		BK-DIS-1014-2	
5SBR-RA-LDP-PS6		APHS-W1410-1SSB		BC-3-95		BK-BRTB2-22		BK-DIS-1014-2-P-G	
5SBR-RA-LDP-TLB		APHS-W1410-1SSEFB		BEVT-3048L		BK-BRTB2-30		BK-DIS-1014-3	
5SBR-RA-PLY		APHS-W1410-2B		BEVT-3060L		BK-BRTB-18		BK-DIS-1014-3-12T	
5SBR-RA-PLY-PS4		APHS-W1410-BE		BEVT-3072L		BK-BRTB-22		BK-DIS-1014-3-12T-PG	
5SBR-RA-PLY-PS6		APHS-W1410-BKK		BEVT-3072R		BK-BRTB-30		BK-DIS-1014-3-18T	
5SBR-RA-PLY-TLB		APHS-W1410-BKKPG		BK-3.5RP-G		BK-BWS-DM		BK-DIS-1014-3-18T-P-G	
5SBR-UP3-PLY-TLB		APHS-W1410-BPG		BK-3RTSB-D		BK-BWS-HK		BK-DIS-1014-3-P-G	
5SBR-UP3-PLY-TLB-PS4		APHS-W1410-LSB		BK-3RTSB-F		BK-BWS-NB		BK-DIS-1014-5D	
		APHS-W1410-RSB		BK-6LW-0		BK-BXTB2-0522		BK-DIS-1014-5D-P-G	
5SBR-UP4-PLY-TLB		APHS-W1410-SSB		BK-04000126		BK-BXTB2-2222		BK-DIS-1014-5-SS	
5SBR-UP4-PLY-TLB-PS4		APHS-W1410-SSBE		BK-ABPR-1		BK-BXTB2-2430		BK-DIS-1014-5-SS-P-G	
		APHS-W1410-SSBKK		BK-ABPR-1S		BK-BXTB2-3030		BK-DIS-1014-10-SS	
25SBR-4ST-LDP-PS4		APHS-W1410-SSBKPG		BK-ABPR-2		BK-BXTB-0522		BK-DIS-1014-10-SS-PG	
005031		APHS-W1410-SSBPG		BK-ABPR-2S		BK-BXTB-2222		BK-DIS-1515	
005032		APHS-W1410-STBPG		BK-ABPR-CVR1		BK-BXTB-2430		BK-DIS-1515-P-G	
100711		APHS-W1410-WBBE		BK-ABPRZ-1		BK-BXTB-3030		BK-DIS-1620-3	
06000049		APHS-W1410-WBSS		BK-ABPRZ-1S		BK-CM36PR		BK-DIS-1620-3ME	
06000063		APQ-36		BK-ADR-3620-8		BK-CM48PR		BK-DIS-1620-3ME-P-G	
06000084		APQ-48		BK-ADR-3620-12		BK-CM60PR		BK-DIS-1620-3-P-G	
06000086		APQ-60		BK-ADR-3624-8		BK-CM72PR		BK-DIS-2016-8	
06000166		APQ-72		BK-ADR-3624-12		BK-CM96PR		BK-DIS-2016-8-P-G	
06000183		APR-36		BK-ADR-4820-8		BK-CWS-1024x1/2		BK-DIS-2016-12	
06001001		APR-36BAR		BK-ADR-4820-12		BK-CWS-1024x3/4		BK-DIS-2016-12-P-G	
06001002		APR-48		BK-ADR-4824-8		BK-CWS-1024x3/8		BK-DIWSBL-2118G	

Part #	Page #	Part #	Page #	Part #	Page #	Part #	Page #	Part #	Page #
BK-DIWSBL-2118G-P-G		BK-GT-SEAL		BK-MLSC-B-V		BK-PR-SPRING		BK-SSLS-1	
BK-DIWSBL-2118X		BK-IBBH		BK-MLSC-B-W		BK-PRV-1-G		BK-SSLSF	
BK-DIWSBL-2118X-P-G		BK-IBBH-18		BK-MLSC-CL-V		BK-PR-WB		BK-SSLSF-2	
BK-DMMK		BK-ICT		BK-MLSC-CL-W		BK-PTTP		BK-SSLS-WP	
BK-DRTB2-18		BK-KI-100		BK-NPDN-1024		BK-RDS		BK-SSPAF	
BK-DRTB2-22		BK-KPSC-1		BK-NPDN-1024S		BK-RECI-1		BK-SSQAF	
BK-DRTB2-30		BK-LDA		BK-NPTI-15R		BK-SBPAD		BK-SSQAF-WH	
BK-DRTB-18		BK-LDB		BK-OSD-1236		BK-SBPAD-CASE		BK-SSRFAF	
BK-DRTB-22		BK-LDT		BK-OSD-1248		BK-SC-AL		BK-SSRFAF-WH	
BK-DRTB-30		BK-LOH-1		BK-OSD-1260		BK-SC-CL		BK-ST-ADR-2420-12	
BK-DSB-SS		BK-LOH-2		BK-OSD-1272		BK-SDTS		BK-ST-ADR-3620-8	
BK-DVEK		BK-LT1-BM-24R		BK-OSD-1296		BK-SDTS-1824		BK-ST-ADR-3620-12	
BK-DWBA		BK-LT1-BM-30R		BK-OSD-1836		BK-SETSCREW-25		BK-ST-ADR-3624-8	
BK-DXTB2-0522		BK-LT1-BM-36R		BK-OSD-1848		BK-SETSCREW-100		BK-ST-ADR-3624-12	
BK-DXTB2-2222		BK-LT1-BM-2424		BK-OSD-1860		BK-SETSCREW-250		BK-ST-ADR-4820-8	
BK-DXTB2-2430		BK-LT1-BM-3024		BK-OSD-1872		BK-SFH-48		BK-ST-ADR-4820-12	
BK-DXTB2-3030		BK-LT1-BM-3030		BK-OSD-1896		BK-SGI-8		BK-ST-ADR-4824-8	
BK-DXTB-0522		BK-LT1-BM-3636		BK-OSS-1236		BK-SGI-14		BK-ST-ADR-4824-12	
BK-DXTB-2222		BK-LT1-BM-4230		BK-OSS-1248		BK-SGI-20		BK-ST-ADR-6020-8	
BK-DXTB-2430		BK-LT1-BM-4830		BK-OSS-1260		BK-SGI-40		BK-ST-ADR-6020-12	
BK-DXTB-3030		BK-LT1-NW-24R		BK-OSS-1272		BK-SLW-1		BK-ST-ADR-6024-8	
BK-EWS		BK-LT1-NW-30R		BK-OSS-1296		BK-SLW-10		BK-ST-ADR-6024-12	
BK-FSS		BK-LT1-NW-36R		BK-OSS-1836		BK-SLW-2		BK-SWS-1024x1/2	
BK-GHMR		BK-LT1-NW-2424		BK-OSS-1848		BK-SLW-20		BK-SWS-1024x3/4	
BK-GRD-1		BK-LT1-NW-3024		BK-OSS-1860		BK-SLW-3		BK-SWS-1024x3/8	
BK-GRD-2		BK-LT1-NW-3030		BK-OSS-1872		BK-SMMK-90		BK-TBDA	
BK-GT-8		BK-LT1-NW-3636		BK-OSS-1896		BK-SOPB		BK-TH-12	
BK-GT-14		BK-LT1-NW-4230		BK-OT-15075		BK-SPRFAF-WH		BK-TSH-22	
BK-GT-20		BK-LT1-NW-4830		BK-OT-15105		BK-SRSA-22		BK-TSH-42	
BK-GT-30		BK-LWR-1		BK-PB1014		BK-SRSA-24		BK-TSH-63	
BK-GT-40		BK-LWR-10		BK-PB1515		BK-SSAF		BK-URTR-18	
BK-GT-50		BK-LWR-2		BK-PB1620		BK-SS-CAREKIT		BK-URTR-24	
BK-GT-70		BK-LWR-20		BK-PB1818		BK-SS-CAREKIT-SS		BK-URTR-36	
BK-GT-100		BK-LWR-3		BK-PLAF		BK-SSCLNR-10		BK-URTR-48	
BK-GT-EXT8		BK-MAG-1		BK-PR-18RP-G		BK-SSCLNR-10-CASE		BK-URTR-60	
BK-GT-EXT14		BK-MAG-SP		BK-PR-24RP-G		BK-SSCLNR-128		BK-URTR-72	
BK-GT-EXT20		BK-MIB-2411		BK-PRB-5		BK-SSFLAT		BK-UTH-5	
BK-GT-EXT30		BK-MIB-2422		BK-PRB-1824		BK-SSH		BK-VPS-BK	
BK-GT-EXT40		BK-ML30-B-V		BK-PRB-2030		BK-SSH-21		BK-VPS-BY	
BK-GT-EXT50		BK-ML30-B-W		BK-PRB-2424		BK-SSH-42		BK-VPS-GR	
BK-GT-EXT70		BK-ML30-CL-V		BK-PR-SHR		BK-SSH-63		BK-VPS-NBY	
BK-GT-EXT100		BK-ML30-CL-W		BK-PR-SPR		BK-SSLS		BK-WMAF	

Part #	Page #	Part #	Page #	Part #	Page #	Part #	Page #	Part #	Page #
BK-WMLS		BKC-2133S-2H		BKDC-1872		BKDCR5-2424		BKDR-2	
BK-WMLS-1		BKCDT-26-L		BKDC-2124-2H		BKDCR5-2424H		BKDR-4	
BK-WMLS-WP		BKCDT-26-L-SS		BKDC-2424		BKDCR5-2424HL		BKDR-4-304	
BK-WPAF		BKCDT-26-R		BKDC-2436		BKDCR5-3030		BKDR-15BR	
BK-WPR1-48		BKCDT-26-R-SS		BKDC-2436H		BKDCR5-3030H		BKDR-15CP	
BK-WPR1-60		BKCDT-36-L		BKDC-2436HL		BKDCR5-3030HL		BKDR-33BR	
BK-WPR1-72		BKCDT-36-L-SS		BKDC-2436S		BKDCR5-3096		BKDR-33CP	
BK-WPR2-48		BKCDT-36-R		BKDC-2448		BKDCR5-2436		BKDR-305BR	
BK-WPR2-60		BKCDT-36-R-SS		BKDC-2448H		BKDCR5-2436H		BKDR-305CP	
BK-WPR2-72		BKCDT-48-L		BKDC-2448HL		BKDCR5-2436HL		BKDR-325BR	
BK-WS		BKCDT-48-L-SS		BKDC-2448S		BKDCR5-2436S		BKDR-325CP	
BK-WS-15GF-G		BKCDT-48-R		BKDC-2460		BKDCR5-2448		BKDR-335BR	
BK-ZPLN-1024		BKCDT-48-R-SS		BKDC-2460H		BKDCR5-2448H		BKDR-HD4	
BK8BS-1-18-14		BKCDT-60-L		BKDC-2460HL		BKDCR5-2448HL		BKDTK-26-L-G	
BK8BS-1-24-14		BKCDT-60-L-SS		BKDC-2460S		BKDCR5-2448S		BKDTK-26-R-G	
BK8BS-1-1821-14		BKCDT-60-R		BKDC-2472		BKDCR5-2460		BKDTK-48-L-G	
BK8BS-2-18-12		BKCDT-60-R-SS		BKDC-2472H		BKDCR5-2460H		BKDTK-48-R-G	
BK8BS-2-24-12		BKCDT-72-L		BKDC-2472HL		BKDCR5-2460HL		BKDTK-72-L-G	
BK8BS-2-1821-12		BKCDT-72-L-SS		BKDC-2472S		BKDCR5-2460S		BKDTK-72-R-G	
BK8BS-3-18-12		BKCDT-72-R		BKDC-3030		BKDCR5-2472		BKDWR-1820-ASSY-L-PL	
BK8BS-3-24-12		BKCDT-72-R-SS		BKDC-3030H		BKDCR5-2472H			
BK8BS-3-1221-12		BKCS-3-18-14-18T		BKDC-3030HL		BKDCR5-2472HL		BKDWR-1820-ASSY-L-SS	
BK8BS-3-1821-12		BKCS-3-18-14-24T		BKDC-3036		BKDCR5-2472S			
BK8BS-DD18		BKCS-3-24-14-24T		BKDC-3036H		BKDCR5-3036		BKDWR-1820-ASSY-PL	
BK8BS-DD24		BKD-3G-G		BKDC-3036HL		BKDCR5-3036H		BKDWR-1820-ASSY-SS	
BK8BS-DD1821		BKD-5G-G		BKDC-3036S		BKDCR5-3036HL		BKDWR-2015	
BK8D-8-G		BKD-6-G		BKDC-3048		BKDCR5-3036S		BKDWR-2015-ASSY-L-PL	
BK8D-3G-G		BKD-8-G		BKDC-3048H		BKDCR5-3048			
BK8D-5G-G		BKD-8G-G		BKDC-3048HL		BKDCR5-3048H		BKDWR-2015-ASSY-L-SS	
BK8D-6-G		BKD-10-G		BKDC-3048S		BKDCR5-3048HL			
BK8D-8G-G		BKD-12-G		BKDC-3060		BKDCR5-3048S		BKDWR-2015-ASSY-PL	
BK8D-10-G		BKD-14-G		BKDC-3060H		BKDCR5-3060		BKDWR-2015-ASSY-SS	
BK8D-12-G		BKD-16-G		BKDC-3060HL		BKDCR5-3060H		BKDWR-2015-PL	
BK8D-14-G		BKD-18-G		BKDC-3060S		BKDCR5-3060HL		BKDWR-2020	
BK8D-16-G		BKD-XX-G		BKDC-3072		BKDCR5-3060S		BKDWR-2020-ASSY-L-PL	
BK8D-18-G		BKDC-1536		BKDC-3072H		BKDCR5-3072			
BK8D-XX-G		BKDC-1548		BKDC-3072HL		BKDCR5-3072H		BKDWR-2020-ASSY-L-SS	
BKBS-1		BKDC-1560		BKDC-3072S		BKDCR5-3072HL			
BKBS-2		BKDC-1572		BKDC-3096		BKDCR5-3072S		BKDWR-2020-ASSY-PL	
BKBS-3		BKDC-1836		BKDC-3096H		BKDCR5-3096H		BKDWR-2020-ASSY-SS	
BKC-1524S-3S		BKDC-1848		BKDC-3096HL		BKDCR5-3096HL		BKDWR-2020-PL	
BKC-1827S-3S		BKDC-1860		BKDC-3096S		BKDCR5-3096S		BKF-3G-G	



Part #	Page #	Part #	Page #	Part #	Page #	Part #	Page #	Part #	Page #
BKF-4DM-3G-G		BKF-8DM-10-G		BKF-14-G		BKF-DDMUS-G		BKF-HV-HB-G	
BKF-4DM-5G-G		BKF-8DM-12-G		BKF-16-G		BKF-DEF-3G		BKF-HV-H-G	
BKF-4DM-6-G		BKF-8DM-14-G		BKF-18-G		BKF-DMB-3G-G		BKF-IMDPR-WB-G	
BKF-4DM-8-G		BKF-8DM-16-G		BKF-AF-3G-G		BKF-DMB-5G-G		BKF-IMDVS-WB-G	
BKF-4DM-8G-G		BKF-8DM-18-G		BKF-AF-5G-G		BKF-DMB-6-G		BKF-IMH	
BKF-4DM-10-G		BKF-8DM-MINI		BKF-AF-6-G		BKF-DMB-8-G		BKF-IMPVPRO	
BKF-4DM-12-G		BKF-8DMUS-G		BKF-AF-6-GECO		BKF-DMB-8G-G		BKF-IMSPR-WB-G	
BKF-4DM-14-G		BKF-8DM-XX-G		BKF-AF-8-G		BKF-DMB-10-G		BKF-IMSVS-WB-G	
BKF-4DM-16-G		BKF-8-G		BKF-AF-8-GECO		BKF-DMB-12-G		BKF-JET-9B-G	
BKF-4DM-18-G		BKF-8G-G		BKF-AF-8G-G		BKF-DMB-14-G		BKF-JET-9H-G	
BKF-4DM-MINI		BKF-8HDDPR-WB-G		BKF-AF-10-G		BKF-DMB-16-G		BKF-JET-9T-G	
BKF-4DM-XX-G		BKF-8HD-MINI		BKF-AF-10-GECO		BKF-DMB-18-G		BKF-KAI-9B-G	
BKF-4HDDPR-WB-G		BKF-8SM-3G-G		BKF-AF-12-G		BKF-DMPR-MINI		BKF-KAI-9H-G	
BKF-4HD-MINI		BKF-8SM-5G-G		BKF-AF-12-GECO		BKF-DMPR-WB-AF8-G		BKF-KAI-9T-G	
BKF-4SM2-3G-G		BKF-8SM-6-G		BKF-AF-14-G		BKF-DMPR-WB-AF10-G		BKF-KC3PRV	
BKF-4SM2-5G-G		BKF-8SM-8-G		BKF-AF-14-GECO		BKF-DMPR-WB-AF12-G		BKF-LF-4HDDPR-WB-G	
BKF-4SM2-6-G		BKF-8SM-8G-G		BKF-AF-16-G		BKF-DMPR-WB-AF14-G		BKF-LF-8HDDPR-WB-G	
BKF-4SM2-8-G		BKF-8SM-10-G		BKF-AF-16-GECO		BKF-DMPR-WB-G		BKF-LF-BDMPR-WB-G	
BKF-4SM2-8G-G		BKF-8SM-12-G		BKF-AF-18-G		BKF-DPF-3G-G		BKF-LF-BWMPR-WB-G	
BKF-4SM2-10-G		BKF-8SM-14-G		BKF-AF-18-GECO		BKF-DPF-5G-G		BKF-LF-DMPR-WB-G	
BKF-4SM2-12-G		BKF-8SM-16-G		BKF-AF-VALVE-G		BKF-DPF-6-G		BKF-LF-SDMPR-WB-G	
BKF-4SM2-14-G		BKF-8SM-18-G		BKF-BDMPR-WB-G		BKF-DPF-8-G		BKF-LF-SMPR-WB-G	
BKF-4SM2-16-G		BKF-8SMPF-G		BKF-BSMPF-G		BKF-DPF-8G-G		BKF-LF-SWMPR-WB-G	
BKF-4SM2-18-G		BKF-8SMUS-G		BKF-BVSPRV		BKF-DPF-10-G		BKF-LF-VSMPR-WB-G	
BKF-4SM2-XX-G		BKF-8SM-XX-G		BKF-BWMPR-WB-G		BKF-DPF-12-G		BKF-SBH	
BKF-4SM-3G-G		BKF-8W-3G-G		BKF-C414-VR		BKF-DPF-14-G		BKF-SDMPF-G	
BKF-4SM-5G-G		BKF-8W-5G-G		BKF-CAS-9B-G		BKF-DPF-16-G		BKF-SDMPR-WB-G	
BKF-4SM-6-G		BKF-8W-6-G		BKF-CAS-9H-G		BKF-DPF-18-G		BKF-SEF-3G	
BKF-4SM-8-G		BKF-8W-8-G		BKF-CAS-9T-G		BK-FDS		BKF-SGF-G	
BKF-4SM-8G-G		BKF-8W-8G-G		BKF-CDPR-WB-AF12-G		BKF-DWF-G		BKF-SMPR-WB-AF8-G	
BKF-4SM-10-G		BKF-8W-10-G		BKF-CDPR-WB-G		BKF-ESC		BKF-SMPR-WB-AF10-G	
BKF-4SM-12-G		BKF-8W-12-G		BKF-CDVS-WB-AF12-G		BKF-HSPT-3G-G		BKF-SMPR-WB-AF12-G	
BKF-4SM-14-G		BKF-8W-14-G		BKF-CDVS-WB-G		BKF-HSPT-5G-G		BKF-SMPR-WB-AF12GECO	
BKF-4SM-16-G		BKF-8W-16-G		BKF-CSPR-WB-AF12-G		BKF-HSPT-6-G		BKF-SMPR-WB-AF14-G	
BKF-4SM-18-G		BKF-8W-18-G		BKF-CSPR-WB-G		BKF-HSPT-8-G		BKF-SMPR-WB-G	
BKF-4SM-XX-G		BKF-8W-CVCH-G		BKF-CSVS-WB-AF12-G		BKF-HSPT-8G-G		BKF-SMPR-WB-GECO	
BKF-5G-G		BKF-8W-ESC		BKF-CSVS-WB-G		BKF-HSPT-10-G		BKF-SPF-3G-G	
BKF-8DM-3G-G		BKF-8W-HVC/CVC-G		BKF-CV-G		BKF-HSPT-12-G		BKF-SPF-5G-G	
BKF-8DM-5G-G		BKF-8W-HVCH-G		BKF-CV-HB-G		BKF-HSPT-14-G		BKF-SPF-6-G	
BKF-8DM-6-G		BKF-8W-XX-G		BKF-CV-H-G		BKF-HSPT-16-G		BKF-SPF-8-G	
BKF-8DM-8-G		BKF-10-G		BKF-DBH		BKF-HSPT-18-G		BKF-SPF-8G-G	
BKF-8DM-8G-G		BKF-12-G		BKF-DDMPF-G		BKF-HV-G		BKF-SPF-10-G	

Part #	Page #	Part #	Page #	Part #	Page #	Part #	Page #
BKF-SPF-12-G		BKF-W-CVCH-G		BKF8HD-14-G		BKG-GHC-5036	
BKF-SPF-14-G		BKF-W-HVC-G		BKF8HD-16-G		BKG-GHC-5036-2SW3	
BKF-SPF-16-G		BKF-W-HVCH-G		BKF8HD-18-G		BKG-GHC-5036-PT	
BKF-SPF-18-G		BKF-WMB-3G-G		BKF8HD-XX-G		BKG-GHC-5036-QD-PT	
BKF-SPSF-G		BKF-WMB-5G-G		BKFB-1115-11-16		BKG-GHC-5036-SCK2	
BKF-SSMPF-G		BKF-WMB-6-G		BKFB-1410-8-14		BKG-GHC-5036-SCK3	
BKF-SVSPR-WB-AF12-G		BKF-WMB-8-G		BKFB-1616-10-16		BKG-GHC-5036-SCK9	
BKF-SVSPR-WB-G		BKF-WMB-8G-G		BKFB-1618-12-16		BKG-GHC-5036-SW3	
BKF-SVSVS-WB-AF12-G		BKF-WMB-10-G		BKFB-1618-14-16		BKG-GHC-5048	
BKF-SVSVS-WB-G		BKF-WMB-12-G		BKFB-1620-12-16		BKG-GHC-5048-2SW3	
BKF-SWMMPR-WB-G		BKF-WMB-14-G		BKFB-1818-12-16		BKG-GHC-5048-PT	
BKFV-G		BKF-WMB-16-G		BKFB-1824-12-16		BKG-GHC-5048-QD-PT	
BKF-VSMMPR-WB-AF8-G		BKF-WMB-18-G		BKFB-1824-14-14		BKG-GHC-5048-SCK2	
BKF-VSMMPR-WB-AF10-G		BKF-WPF-3G-G		BKFB-1824-14-16		BKG-GHC-5048-SCK3	
BKF-VSMMPR-WB-AF12-G		BKF-WPF-5G-G		BKFB-2020-8-16		BKG-GHC-5048-SCK9	
BKF-VSMMPR-WBAF12GECO		BKF-WPF-6-G		BKFB-2020-12-14		BKG-GHC-5048-SP3	
BKF-VSMMPR-WB-AF14-G		BKF-WPF-8-G		BKFB-2020-12-16		BKG-GHC-5048-SW3	
BKF-VSMMPR-WB-G		BKF-WPF-8G-G		BKFB-2028-12-16		BKG-GHC-5048-SWSP3	
BKF-VSMMPR-WB-GECO		BKF-WPF-10-G		BKFB-2028-14-14		BKG-GHC-5060	
BKF-W2-3G-G		BKF-WPF-12-G		BKFB-2424-12-16		BKG-GHC-5060-2SW3	
BKF-W2-5G-G		BKF-WPF-14-G		BKFB-2424-14-14		BKG-GHC-5060-PT	
BKF-W2-6-G		BKF-WPF-16-G		BKFB-2424-14-16		BKG-GHC-5060-QD-PT	
BKF-W2-8-G		BKF-WPF-18-G		BKFV-DGS-G		BKG-GHC-5060-SCK2	
BKF-W2-8G-G		BKF-W-XX-G		BKFVSGS-G		BKG-GHC-5060-SCK3	
BKF-W2-10-G		BKF-XX-G		BKG-50SW		BKG-GHC-5060-SCK9	
BKF-W2-12-G		BKF4HD-3G-G		BKG-75SW		BKG-GHC-5060-SW3	
BKF-W2-14-G		BKF4HD-5G-G		BKG-90E50		BKG-GHC-5072	
BKF-W2-16-G		BKF4HD-6-G		BKG-90E75		BKG-GHC-5072-2SW3	
BKF-W2-18-G		BKF4HD-8-G		BKG-90E100		BKG-GHC-5072-PT	
BKF-W2-XX-G		BKF4HD-8G-G		BKG-100SW		BKG-GHC-5072-QD-PT	
BKF-W-3G-G		BKF4HD-10-G		BKG-BV50		BKG-GHC-5072-SCK2	
BKF-W-5G-G		BKF4HD-12-G		BKG-BV75		BKG-GHC-5072-SCK3	
BKF-W-6-G		BKF4HD-14-G		BKG-BV100		BKG-GHC-5072-SCK9	
BKF-W-8-G		BKF4HD-16-G		BKG-CS		BKG-GHC-5072-SW3	
BKF-W-8G-G		BKF4HD-18-G		BKG-GHC-5024		BKG-GHC-7524	
BKF-W-10-G		BKF4HD-XX-G		BKG-GHC-5024-2SW3		BKG-GHC-7524-2SW3	
BKF-W-12-G		BKF8HD-3G-G		BKG-GHC-5024-PT		BKG-GHC-7524-PT	
BKF-W-14-G		BKF8HD-5G-G		BKG-GHC-5024-QD-PT		BKG-GHC-7524-QD-PT	
BKF-W-16-G		BKF8HD-8-G		BKG-GHC-5024-SCK2		BKG-GHC-7524-SCK2	
BKF-W-18-G		BKF8HD-8G-G		BKG-GHC-5024-SCK3		BKG-GHC-7524-SCK3	
BKF-WBH		BKF8HD-10-G		BKG-GHC-5024-SCK9		BKG-GHC-7524-SCK9	
BKF-W-CVC-G		BKF8HD-12-G		BKG-GHC-5024-SW3		BKG-GHC-7524-SW3	

Part #	Page #	Part #	Page #	Part #	Page #	Part #	Page #
BKG-GHC-7536		BKG-GHC-10024-SCK2		BKG-RCK-60		BKHS-W-1410-1-SS-BKK	
BKG-GHC-7536-2SW3		BKG-GHC-10024-SCK3		BKG-RCK-72		BKHS-W-1410-1SSBKKPG	
BKG-GHC-7536-PT		BKG-GHC-10024-SCK9		BKG-SHC-7536-FF		BKHS-W-1410-1-SS-P-G	
BKG-GHC-7536-QD-PT		BKG-GHC-10024-SW3		BKG-SHC-7536-MF		BKHS-W-1410-4D-LA	
BKG-GHC-7536-SCK2		BKG-GHC-10036		BKG-SHC-7536-MM		BKHS-W-1410-4DTD-LA	
BKG-GHC-7536-SCK3		BKG-GHC-10036-2SW3		BKG-SHC-7548-FF		BKHS-W-1410-8 -P-G	
BKG-GHC-7536-SCK9		BKG-GHC-10036-PT		BKG-SHC-7548-MF		BKHS-W-1410-PED	
BKG-GHC-7536-SP3		BKG-GHC-10036-QD-PT		BKG-SHC-7548-MM		BKHS-W-1410-PED-P-G	
BKG-GHC-7536-SW3		BKG-GHC-10036-SCK2		BKH-44-G		BKHS-W-1410-PT-G -	
BKG-GHC-7536-SWSP3		BKG-GHC-10036-SCK3		BKH-60-G		BKHS-W-1410-SS-PT-G	
BKG-GHC-7548		BKG-GHC-10036-SCK9		BKH-72-G		BKHS-W-1410-W-G	
BKG-GHC-7548-2SW3		BKG-GHC-10036-SW3		BKH-HANDLE		BKHS-W-1620	
BKG-GHC-7548-PT		BKG-GHC-10048		BKHS-ADA-D		BKHS-W-1620-1	
BKG-GHC-7548-QD-PT		BKG-GHC-10048-2SW3		BKHS-ADA-D-1		BKHS-W-1620-1-SS	
BKG-GHC-7548-SCK2		BKG-GHC-10048-PT		BKHS-ADA-D-1-P-G		BKHS-W-1620-P-G	
BKG-GHC-7548-SCK3		BKG-GHC-10048-QD-PT		BKHS-ADA-D-P-G		BKHS-W-SS-1-P-G	
BKG-GHC-7548-SCK9		BKG-GHC-10048-SCK2		BKHS-ADA-S		BKHS-W-SS-1-SS-P-G	
BKG-GHC-7548-SP3		BKG-GHC-10048-SCK3		BKHS-ADA-S-P-G		BKHS-W-SS-PT-G	
BKG-GHC-7548-SW3		BKG-GHC-10048-SCK9		BKHS-D-1410-1-BKK-PG		BKHS-W-SS-SS-PT-G	
BKG-GHC-7548-SWSP3		BKG-GHC-10048-SW3		BKHS-D-1410-1SSBKKPG		BKIB-2412-18S	
BKG-GHC-7560		BKG-GHC-10060		BKHS-D-1410-1-BKK		BKIB-2412-21S	
BKG-GHC-7560-2SW3		BKG-GHC-10060-2SW3		BKHS-D-1410-1-P-G		BKIB-3012-18S	
BKG-GHC-7560-PT		BKG-GHC-10060-PT		BKHS-D-1410-1-SS-BKK		BKIB-3012-21S	
BKG-GHC-7560-QD-PT		BKG-GHC-10060-QD-PT		BKHS-D-1410-4MF		BKIB-3612-18S	
BKG-GHC-7560-SCK2		BKG-GHC-10060-SCK2		BKHS-D-1410-PT-G		BKIB-3612-21S	
BKG-GHC-7560-SCK3		BKG-GHC-10060-SCK3		BKHS-D-1410-SKTS		BKIB-4812-18S	
BKG-GHC-7560-SCK9		BKG-GHC-10060-SCK9		BKHS-D-1410-SKTS-P-G		BKIB-4812-21S	
BKG-GHC-7560-SP3		BKG-GHC-10060-SW3		BKHS-D-1410-SS-PT-G		BKIB-CP7-2412-18S	
BKG-GHC-7560-SW3		BKG-GHC-10072		BKHS-D-1616		BKIB-CP7-2412-21S	
BKG-GHC-7560-SWSP3		BKG-GHC-10072-2SW3		BKHS-D-1616-SS		BKIB-CP7-3012-18S	
BKG-GHC-7572		BKG-GHC-10072-PT		BKHS-D-SS-SKTS		BKIB-CP7-3012-21S	
BKG-GHC-7572-2SW3		BKG-GHC-10072-QD-PT		BKHS-D-SS-SKTS-P-G		BKIB-CP7-3612-18S	
BKG-GHC-7572-PT		BKG-GHC-10072-SCK2		BKHS-DWSS		BKIB-CP7-3612-21S	
BKG-GHC-7572-QD-PT		BKG-GHC-10072-SCK3		BKHS-SSD1410		BKIB-CP7-4812-18S	
BKG-GHC-7572-SCK2		BKG-GHC-10072-SCK9		BKHS-SSW1410		BKIB-CP7-4812-21S	
BKG-GHC-7572-SCK3		BKG-GHC-10072-SW3		BKHS-SWSS		BKIB-CP8-2412-18S	
BKG-GHC-7572-SCK9		BKG-QDC-50		BKHS-W-1410-1-4D-P-G		BKIB-CP8-2412-21S	
BKG-GHC-7572-SW3		BKG-QDC-75		BKHS-W-1410-1-4DTD-LA		BKIB-CP8-3012-18S	
BKG-GHC-10024		BKG-QDC-100		BKHS-W-1410-1-BKK		BKIB-CP8-3012-21S	
BKG-GHC-10024-2SW3		BKG-RCK-24		BKHS-W-1410-1-BKKPG		BKIB-CP8-3612-18S	
BKG-GHC-10024-PT		BKG-RCK-36		BKHS-W-1410-1MF		BKIB-CP8-3612-21S	
BKG-GHC-10024-QD-PT		BKG-RCK-48		BKHS-W-1410-1-P-G		BKIB-CP8-4812-18S	

Part #	Page #	Part #	Page #	Part #	Page #	Part #	Page #
BKIB-CP8-4812-21S		BKMS-2424-12-KIT		BKS-1-1824-14-24T		BKS-3-1620-14-18T	
BKIB-CP10-3012-18S		BKMS2-1620-6-KIT		BKS-1-SK-20-8-ME		BKS-3-1824-14-18T	
BKIB-CP10-3012-21S		BKMS2-1620-12-KIT		BKS-2-18-12		BKS-3-1824-14-24L	
BKIB-CP10-3612-18S		BKMS2-2424-12-KIT		BKS-2-18-12-18L		BKS-3-1824-14-24R	
BKIB-CP10-3612-21S		BKMWS-1824		BKS-2-18-12-18R		BKS-3-1824-14-24T	
BKIB-CP10-4812-18S		BKMWS-2024		BKS-2-18-12-18T		BKS-3-2030-12-20T	
BKIB-CP10-4812-21S		BKMWS-2030		BKS-2-20-12-18T		BKS-3-2030-14-24T	
BKIB-L-2418		BKMWS-2424		BKS-2-24-14		BKS-4-1620-14-18T	
BKIB-L-2421		BKPS-1410		BKS-2-24-14-24L		BKS-RES-18	
BKIB-L-3018		BKPT-3060G-L		BKS-2-24-14-24R		BKS-RES-20	
BKIB-L-3021		BKPT-3060G-L-P-G		BKS-2-24-14-24T		BKS-RES-24	
BKIB-L-3618		BKPT-3060G-R		BKS-2-1620-12		BKS6-1-18-14-18LS	
BKIB-L-3621		BKPT-3060G-R-P-G		BKS-2-1620-12-18L		BKS6-3-24-14-24TS	
BKIB-L-4818		BKPT-3060S-L		BKS-2-1620-12-18R		BKS6-3-24-14S	
BKIB-L-4821		BKPT-3060S-L-P-G		BKS-2-1620-12-18T		BKS6-1-18-14-18RS	
BKKV-010XST		BKPT-3060S-R		BKS-3-15-14		BKS6-1-18-14-18TS	
BKKV-DGS-G		BKPT-3060S-R-P-G		BKS-3-15-14-15L		BKS6-1-18-14S	
BKKV-G		BKPT-3072G-L		BKS-3-15-14-15R		BKS6-1-24-14-24LS	
BKKVSGS-G		BKPT-3072G-L-P-G		BKS-3-15-14-15T		BKS6-1-24-14-24RS	
BKL-4-NPE		BKPT-3072G-R		BKS-3-18-12		BKS6-1-24-14-24TS	
BKL-4-NPE-H		BKPT-3072G-R-P-G		BKS-3-18-12-18L		BKS6-1-24-14S	
BKL-6SS		BKPT-3072S-L		BKS-3-18-12-18R		BKS6-1-1620-14-18LS	
BKL-20-WP		BKPT-3072S-L-P-G		BKS-3-18-12-18T		BKS6-1-1620-14-18RS	
BKL-24SS		BKPT-3072S-R		BKS-3-18-12-24T		BKS6-1-1620-14-18TS	
BKL-36SS		BKPT-3072S-R-P-G		BKS-3-18-14-18T		BKS6-1-1620-14S	
BKL-1625-WP		BKS-1-15-14		BKS-3-20-12-18T		BKS6-2-18-14-18LS	
BKL-DT-SS		BKS-1-18-12		BKS-3-20-14-24T		BKS6-2-18-14-18RS	
BKL-SSH-1014		BKS-1-18-12-18L		BKS-3-24-14		BKS6-2-18-14-18TS	
BKL-SSH-1216		BKS-1-18-12-18R		BKS-3-24-14-24L		BKS6-2-18-14S	
BKL-SSH-1218		BKS-1-18-12-18T		BKS-3-24-14-24R		BKS6-2-24-14-24LS	
BKL-SSH-1220		BKS-1-20-12		BKS-3-24-14-24T		BKS6-2-24-14-24RS	
BKL-SSH-1230		BKS-1-24-14		BKS-3-1014-10		BKS6-2-24-14-24TS	
BKL-SSH-1415		BKS-1-24-14-24L		BKS-3-1014-10-12T		BKS6-2-24-14S	
BKL-SSH-1418		BKS-1-24-14-24R		BKS-3-1014-10-15L		BKS6-2-1620-14-18LS	
BKL-SSH-1420		BKS-1-24-14-24T		BKS-3-1014-10-15R		BKS6-2-1620-14-18RS	
BKL-SSH-1424		BKS-1-1620-12		BKS-3-1014-10-15T		BKS6-2-1620-14-18TS	
BKL-SSH-1430		BKS-1-1620-12-18L		BKS-3-1220-12-12T		BKS6-2-1620-14S	
BKMS-1620-6		BKS-1-1620-12-18R		BKS-3-1416-12-12T		BKS6-3-18-14-18LS	
BKMS-1620-6-KIT		BKS-1-1620-12-18T		BKS-3-1620-12		BKS6-3-18-14-18RS	
BKMS-1620-12		BKS-1-1824-14		BKS-3-1620-12-18L		BKS6-3-18-14-18TS	
BKMS-1620-12-KIT		BKS-1-1824-14-24L		BKS-3-1620-12-18R		BKS6-3-18-14S	
BKMS-2424-12		BKS-1-1824-14-24R		BKS-3-1620-12-18T		BKS6-3-24-14-24LS	



Part #	Page #	Part #	Page #	Part #	Page #	Part #	Page #
BKS6-3-24-14-24RS		BKSPKVS GS-G		BKUBDMX-12-18S		BKUBSR-2-24	
BKS6-3-24-14-24TS		BKSSDPH		BKUBDMX-12-21S		BKUBSR-2-30	
BKS6-3-24-14S		BKSSPH		BKUBDMX-18-18S		BKUBSR-2-36	
BKS6-3-1620-14-18LS		BKSSRPD		BKUBDMX-18-21S		BKUBSR-2-48	
BKS6-3-1620-14-18RS		BKUB-LD12-18S		BKUBGC-240		BKUBSR-24	
BKS6-3-1620-14-18TS		BKUB-LD12-21S		BKUBGC-241		BKUBSR-30	
BKS6-3-1620-14S		BKUB-LD18-18S		BKUBGC-242		BKUBSR-36	
BKSDRWPL		BKUB-LD18-21S		BKUBGC-301		BKUBSR-48	
BKSDT-3-20-12-20LS		BKUB-LD24-18S		BKUBGC-361		BKUBW-224S	
BKSDT-3-20-12-20RS		BKUB-LD24-21S		BKUBGC-481		BKUBW-236LS	
BKSDT-26-L		BKUB-LD36-18S		BKUBS-1-18-14		BKUBW-236RS	
BKSDT-26-L-SS		BKUB-LD36-21S		BKUBS-224S		BKUBW-248TS	
BKSDT-26-R		BKUB-SS18		BKUBS-236RS		BKUBW-336S	
BKSDT-26-R-SS		BKUB-SS21		BKUBS-248TS		BKUBW-348LS	
BKSDT-36-L		BKUB-WS-54-GS		BKUBS-336S		BKUBW-348RS	
BKSDT-36-L-SS		BKUB-WS-60-GS		BKUBS-348LS		BKUBW-360TS	
BKSDT-36-R		BKUB-WS-66-GS		BKUBS-348RS		BKUBW-372TS	
BKSDT-36-R-SS		BKUB-WS-78-GS		BKUBS-360TS		BKUBW-384TS	
BKSDT-48-L		BKUB-WS-90-GS		BKUBS-372TS		BKUBW-472TS	
BKSDT-48-L-SS		BKUB-WS-114-GS		BKUBS-384TS		BKUBW-484TS	
BKSDT-48-R		BKUB-WS-BSIB-42-GS		BKUBS-396TS		BKUBW-496TS	
BKSDT-48-R-SS		BKUB-WS-BSIB-48-GS		BKUBS-472TS		BKUCDT-50-L	
BKSDT-60-L		BKUB-WS-BSIB-54-GS		BKUBS-484TS		BKUCDT-50-L-SS	
BKSDT-60-L-SS		BKUB-WS-BSIB-66-GS		BKUBS-496TS		BKUCDT-50-R	
BKSDT-60-R		BKUB-WS-IBDB-48S		BKUBS-1012HST-218S		BKUCDT-50-R-SS	
BKSDT-60-R-SS		BKUB-WS-IBDB-60S		BKUBS-1012HST218SPGS		BKUCDT-60-L	
BKSDT-72-L		BKUB-WS-IBDB-72S		BKUBS-1012HST-221S		BKUCDT-60-L-SS	
BKSDT-72-L-SS		BKUB-WS-IBDB-96S		BKUBS-1012HST221SPGS		BKUCDT-60-R	
BKSDT-72-R		BKUBD-12-18S		BKUBS-1012HST-518S		BKUCDT-60-R-SS	
BKSDT-72-R-SS		BKUBD-12-21S		BKUBS-1012HST518SPGS		BKUS-1-24-14	
BKSDT-C03-2012-LS		BKUBD-18-18S		BKUBS-1012HST-521S		BKUS6-1-1821-14	
BKSDT-C03-2012-RS		BKUBD-18-21S		BKUBS-1012HST521SPGS		BKUS6-1-2421-8	
BKSF-9V		BKUBD-24-18S		BKUBS-1014HS12-18S		BKUS6-1-2421-14	
BKSF-WB1		BKUBD-24-21S		BKUBS-1014HS12-P-GS		BKUS6-1-3624-14	
BKSF-WB2-CVC		BKUBD-30-18S		BKUBS-1014HS-18-P-GS		BKWCH-1524	
BKSF-WB2-HVC		BKUBD-30-21S		BKUBS-1014HS-18S		BKWCH-1524HL	
BKSF-WB3		BKUBD-36-18S		BKUBS-1014HS1218SPGS		BKWCH-1530	
BKSPFV-DGS-G		BKUBD-36-21S		BKUBS-1014HS-P-GS		BKWCH-1530HL	
BKSPFV-G		BKUBD-48-18S		BKUBS-1014HSS		BKWCH-1536	
BKSPFV-SGS-G		BKUBD-48-21S		BKUBS-1014HSS12		BKWCH-1536HL	
BKSPKV-DGS-G		BKUBD-C1818S		BKUBS-1410BS-P-GS		BKWCH-1548	
BKSPKV-G		BKUBD-C2121S		BKUBS-1410BSS		BKWCH-1548HL	

Part #	Page #	Part #	Page #	Part #	Page #	Part #	Page #
BKWS-1224		BKWSE-1224-PR		CC-R-6012D		CTTOB-9624	
BKWS-1224-PR		BKWSE-1232		CG-248		CTTOB-9630	
BKWS-1230-PR		BKWSE-1236		CG-260		CTTOB-9636	
BKWS-1236		BKWSE-1236-PR		CG-296		CTTOB-3030	
BKWS-1236-PR		BKWSE-1248		CG-448		CTTOB-9624	
BKWS-1248		BKWSE-1248-PR		CG-496		CTTR5-3630	
BKWS-1248-PR		BKWSE-1260		CG-I448		CTTR5-4830	
BKWS-1260		BKWSE-1260-PR		CG-I496		CTTR5-6030	
BKWS-1260-PR		BKWSE-1272		CG-I496		CTTR5-7230	
BKWS-1272		BKWSE-1272-PR		CTT-2424		CTTR5-9630	
BKWS-1272-PR		BKWSE-1284		CTT-3024		CTTR50B-3630	
BKWS-1284		BKWSE-1284-PR		CTT-3030		CTTR50B-4830	
BKWS-1284-PR		BKWSE-1296		CTT-3624		CTTR50B-6030	
BKWS-1296		BKWSE-1296-PR		CTT-3630		CTTR50B-7230	
BKWS-1296-PR		BKWSE-1624		CTT-3636		CTTR50B-9630	
BKWS-1624		BKWSE-1624-PR		CTT-4824		CVT-2424	
BKWS-1624-PR		BKWSE-1632		CTT-4830		CVT-3024	
BKWS-1630		BKWSE-1636		CTT-4836		CVT-3030	
BKWS-1630-PR		BKWSE-1636-PR		CTT-6024		CVT-3624	
BKWS-1636		BKWSE-1648		CTT-6030		CVT-3630	
BKWS-1636-PR		BKWSE-1648-PR		CTT-6036		CVT-3636	
BKWS-1648		BKWSE-1660		CTT-7224		CVT-4824	
BKWS-1648-PR		BKWSE-1660-PR		CTT-7230		CVT-4830	
BKWS-1660		BKWSE-1672		CTT-7236		CVT-4836	
BKWS-1660-PR		BKWSE-1672-PR		CTT-9624		CVT-6024	
BKWS-1672		BKWSE-1684		CTT-9630		CVT-6030	
BKWS-1672-PR		BKWSE-1684-PR		CTT-9636		CVT-6036	
BKWS-1684		BKWSE-1696		CTT-3030		CVT-7224	
BKWS-1684-PR		BKWSE-1696-PR		CTTOB-2424		CVT-7230	
BKWS-1696		CAS324-KIT		CTTOB-3024		CVT-7236	
BKWS-1696-PR		CAS336-KIT		CTTOB-3030		CVT-9624	
BKWS6-1436		CC-DP-364		CTTOB-3624		CVT-9630	
BKWS6-1436-PR		CC-DP-486		CTTOB-3630		CVT-9636	
BKWS6-1448		CC-DP-486D		CTTOB-3636		CVT-3030	
BKWS6-1448-PR		CC-DP-608		CTTOB-4824		CVT-8424	
BKWS6-1460		CC-DP-608D		CTTOB-4830		CVT-8430	
BKWS6-1460-PR		CC-DP-6012D		CTTOB-4836		CVT-9624	
BKWS6-1472		CC-R-364		CTTOB-6024		CVTCR5-2424	
BKWS6-1472-PR		CC-R-486		CTTOB-6030		CVTCR5-3030	
BKWS6-1496		CC-R-486D		CTTOB-6036		CVTOB-2424	
BKWS6-1496-PR		CC-R-608		CTTOB-7224		CVTOB-3024	
BKWSE-1224		CC-R-608D		CTTOB-7230		CVTOB-3030	
				CTTOB-7236			

Part #	Page #	Part #	Page #	Part #	Page #	Part #	Page #
CVTOB-3624		DBC-22-69		EM-3		EVO-4DM-6	
CVTOB-3630		DBC-24-95		EM-4		EVO-4DM-8	
CVTOB-3636		DDI-0909524		EM-5		EVO-4DM-8G	
CVTOB-4824		DDI-0909524-P-G		EM-6		EVO-4DM-10	
CVTOB-4830		DDI-0909524S		EM-7		EVO-4DM-12	
CVTOB-4836		DDI-0909524S-P-G		EM-8A		EVO-4DM-14	
CVTOB-6024		DDI-1014524S		EM-8B		EVO-4DM-16	
CVTOB-6030		DDI-1014524S-P-G		EM-9A		EVO-4DM-18	
CVTOB-6036		DDI-1614824		EM-9B		EVO-4SM-4G	
CVTOB-7224		DDI-1614824-P-G		EM-10A		EVO-4SM-5G	
CVTOB-7230		DDI-2016824		EM-10B		EVO-4SM-6	
CVTOB-7236		DDI-2016824-P-G		EM-11		EVO-4SM-8	
CVTOB-8424		DDI-10141024S		EM-12		EVO-4SM-8G	
CVTOB-9624		DDI-10141024S-P-G		EM-13		EVO-4SM-10	
CVTOB-9630		DDI-28161028		EM-14A		EVO-4SM-12	
CVTOB-9636		DDI-28161028-P-G		EM-14B		EVO-4SM-14	
CVTOB-3030		DDI2-1416628		EM-14C		EVO-4SM-16	
CVTOB-8430		DDI2-1416628-P-G		EM-14D		EVO-4SM-18	
CVTOB-9624		DDI2-10141024		EM-15		EVO-8DM-4G	
CVTR5-3630		DDI2-10141024-P-G		EM-16		EVO-8DM-5G	
CVTR5-4830		DDI2-14161024		EM-17		EVO-8DM-6	
CVTR5-6030		DDI2-14161024-P-G		EM-18		EVO-8DM-8	
CVTR5-7230		DDI2-20161224		EM-19		EVO-8DM-8G	
CVTR5-8424		DDI2-20161224-P-G		EM-20		EVO-8DM-10	
CVTR5-9630		DDI3-10141024		EM-21		EVO-8DM-12	
CVTR5-8430		DDI3-10141024-P-G		EM-22		EVO-8DM-14	
CVTR5OB-3630		DDI3-162012224		EM-23A		EVO-8DM-16	
CVTR5OB-4830		DDI3-162012224-P-G		EM-23B		EVO-8DM-18	
CVTR5OB-6030		DICP7-2820		EM-23C		EVO-8SM-4G	
CVTR5OB-7230		DICP7-3420		EM-23D		EVO-8SM-5G	
CVTR5OB-8424		DICP8-2820		EM-24A		EVO-8SM-6	
CVTR5OB-9630		DICP8-3420		EM-24B		EVO-8SM-8	
CVTR5OB-8430		DISP1		EM-25		EVO-8SM-8G	
DB-36-BK		DISP2		EM-26		EVO-8SM-10	
DB-36-BY		DISP3		EM-30A		EVO-8SM-12	
DB-36-NBY		EETS-2430		EM-30B		EVO-8SM-14	
DB-42-BK		EETS-3630		EM-30C		EVO-8SM-16	
DB-42-NBY		EETS-4830		EM-30D		EVO-8SM-18	
DB-46-BK		EETS-6030		EM-30E		EVO-CV-G	
DB-46-BY		EETS-7230		ES-3-18-12-18T		EVO-HV-G	
DBC-11-24		EM-1		EVO-4DM-4G		EVO-SPT-4G	
DBC-22-59		EM-2		EVO-4DM-5G		EVO-SPT-5G	

Part #	Page #	Part #	Page #	Part #	Page #	Part #	Page #
EVO-SPT-6		MBTG0B-6030		MFTG-7236		MSHS-48F1B	
EVO-SPT-8		MBTG0B-6036		MFTG-9630		MSHS-48F2	
EVO-SPT-8G		MBTG0B-7230		MFTG-9636		MSHS-48W1	
EVO-SPT-10		MBTG0B-7236		MFTG0B-4830		MSHS-48W1B	
EVO-SPT-12		MBTG0B-9630		MFTG0B-4836		MSHS-48W2	
EVO-SPT-14		MBTG0B-9636		MFTG0B-6030		MSHS-60F1	
EVO-SPT-16		MBTS-4830		MFTG0B-6036		MSHS-60F1B	
EVO-SPT-18		MBTS-4836		MFTG0B-7230		MSHS-60F2	
EVO-WBH		MBTS-6030		MFTG0B-7236		MSHS-60W1	
FP-48		MBTS-6036		MFTG0B-9630		MSHS-60W1B	
FP-60		MBTS-7230		MFTG0B-9636		MSHS-72F1	
FP-72		MBTS-7236		MFTS-4830		MSHS-72F1B	
FP-96		MBTS-9630		MFTS-4836		MSHS-72F2	
GF-1-24		MBTS-9636		MFTS-6030		MSHS-72W1	
GF-1-36		MBTSOB-4830		MFTS-6036		MSHS-72W1B	
GF-2-50		MBTSOB-4836		MFTS-7230		MSHS-72W2	
HDPE-N-1/2-55121		MBTSOB-6030		MFTS-7236		MSHS-96F1	
HDPE-N-1-55121		MBTSOB-6036		MFTS-9630		MSHS-96F1B	
HDPE-N-3/4-55121		MBTSOB-7230		MFTS-9636		MSHS-96F2	
IGB-84		MBTSOB-7236		MFTSOB-4830		MSHS-96W1	
IGB-100		MBTSOB-9630		MFTSOB-4836		MSHS-96W1B	
IGB-124		MBTSOB-9636		MFTSOB-6030		MSHS-96W2	
LDR-RG-PD25		MF-1D-AER		MFTSOB-6036		MSHSA-48W1	
LDR-SS-35-25		MF-1D-G		MFTSOB-7230		MSHSA-48W2	
MBT-4830		MF-4D-AER		MFTSOB-7236		MSHSA-60W1	
MBT-4836		MF-4D-G		MFTSOB-9630		MSHSA-60W2	
MBT-6030		MF-BT		MFTSOB-9636		MSHSA-72W1	
MBT-6036		MF-KIT		MHSS-60W2		MSHSA-72W2	
MBT-7230		MF-PH		MIB-2421		MSHSA-96W1	
MBT-7236		MFT-4830		MIB-3021		MSHSA-96W2	
MBT-9630		MFT-4836		MIB-3621		MST-2424GS	
MBT-9636		MFT-6030		MS-1620-SS2		MST-2424SS	
MBTG-4830		MFT-6036		MS-1620-SS3		MST-3024GS	
MBTG-4836		MFT-7230		MS-2424-SS2		MST-3024SS	
MBTG-6030		MFT-7236		MS-2424-SS3		MST-3030GS	
MBTG-6036		MFT-9630		MSHS-24F1		MST-3030SS	
MBTG-7230		MFT-9636		MSHS-24F1B		MST-3630GS	
MBTG-7236		MFTG-4830		MSHS-24F2		MST-3630SS	
MBTG-9630		MFTG-4836		MSHS-24W1		MSU-48	
MBTG-9636		MFTG-6030		MSHS-24W1B		MSU-48PG	
MBTG0B-4830		MFTG-6036		MSHS-24W2		MSU-60	
MBTG0B-4836		MFTG-7230		MSHS-48F1		MSU-60PG	



Part #	Page #	Part #	Page #	Part #	Page #	Part #	Page #
MSU-72		QTOB-6036		QVTOB-9636		SECT-3060HL	
MSU-72PG		QTOB-7236		QVTR5-3630		SECT-3060S	
MSU-96		QTOB-9636		QVTR5-4830		SECT-3072	
MSU-96PG		QVT-2424		QVTR5-6030		SECT-3072H	
NL1880906RP		QVT-3024		QVTR5-7230		SECT-3072HL	
NL18810170H		QVT-3030		QVTR5-8424		SECT-3072S	
NL1881311RP		QVT-3624		QVTR5-8430		SFTS-1524	
NL1881706RH		QVT-3630		QVTR5-9630		SFTS-1530	
NL1881706RHR		QVT-3636		QVTR50B-3630		SFTS-1824	
NL18817100HR		QVT-4824		QVTR50B-4830		SFTS-1830	
NL1881710RP		QVT-4830		QVTR50B-6030		SFTS-2430	
NL1881814RP		QVT-4836		QVTR50B-7230		SHF-242	
PBC-3048		QVT-6024		QVTR50B-8424		SHF-2424	
PBC-3048S		QVT-6030		QVTR50B-8430		SHF-2436	
PBC-3060		QVT-6036		QVTR50B-9630		SHF-2448	
PBC-3060S		QVT-7224		RSAA-24		SHF-2460	
PGT-14		QVT-7230		SB-36-BK		SHF-2472	
PGT-20		QVT-7236		SB-36-BY		SHF-3030	
PGT-30		QVT-8424		SB-36-NBY		SHF-3036	
PRV-RING6		QVT-8430		SB-42-BK		SHF-3048	
PTF-4830		QVT-9624		SB-42-NBY		SHF-3060	
PTF-6030		QVT-9630		SB-46-BK		SHF-3072	
PTF-7230		QVT-9636		SB-46-BY		SHF-241	
PTS-1848-2		QVTOB-2424		SB-16-2020-5		SHF-301	
PTS-1860-2		QVTOB-3024		SECT-2424HL		SHF-361	
PTS-1872-2		QVTOB-3030		SECT-2436HL		SHF-481	
PTS-2448-2		QVTOB-3624		SECT-2448		SHF-BKWCH-24	
PTS-2460-2		QVTOB-3630		SECT-2448H		SHF-BKWCH-30	
PTS-2472-2		QVTOB-3636		SECT-2448HL		SHF-BKWCH-36	
PTS-1848		QVTOB-4824		SECT-2448S		SHF-BKWCH-48	
PTS-1860		QVTOB-4830		SECT-2460		SR-HSP	
PTS-1872		QVTOB-4836		SECT-2460H		SSU3-3124	
PTS-2448		QVTOB-6024		SECT-2460S		SSU3-4324	
PTS-2460		QVTOB-6030		SECT-2472		SSU3-5524	
PTS-2472		QVTOB-6036		SECT-2472H		SSU3-6724	
QTT-3636		QVTOB-7224		SECT-2472S		SSU5-3124	
QTT-4836		QVTOB-7230		SECT-3048		SSU5-4324	
QTT-6036		QVTOB-7236		SECT-3048H		SSU5-5524	
QTT-7236		QVTOB-8424		SECT-3048HL		SSU5-6724	
QTT-9636		QVTOB-8430		SECT-3048S		SSU6-3124	
QTOB-3636		QVTOB-9624		SECT-3060		SSU6-4324	
QTOB-4836		QVTOB-9630		SECT-3060H		SSU6-5524	

Part #	Page #	Part #	Page #	Part #	Page #	Part #	Page #
SSU6-6724		SVTOB-1872		SVTR5-3624		SVTROB-7230	
ST-100		SVTOB-1896		SVTR5-3630		SVTROB-8424	
ST-11		SVTOB-2424		SVTR5-4824		SVTROB-8430	
STE-2-120		SVTOB-3024		SVTR5-4830		SVTROB-9624	
STE-4-120		SVTOB-3030		SVTR5-6024		SVTROB-9630	
STE-5-120		SVTOB-3624		SVTR5-6030		SVTS-1824	
STE-3-120		SVTOB-3630		SVTR5-7224		SVTS-1830	
STP-SSF		SVTOB-4824		SVTR5-7230		SVTS-1836	
SVET-1530		SVTOB-4830		SVTR5-9624		SVTS-1848	
SVET-1830		SVTOB-6024		SVTR5-9630		SVTS-1860	
SVET-2430		SVTOB-6030		SVTR5OB-2424		SVTS-1872	
SVET-3630		SVTOB-7224		SVTR5OB-3024		SVTS-1896	
SVET-4830		SVTOB-7230		SVTR5OB-3030		SVTS-2424	
SVET-6030		SVTOB-8424		SVTR5OB-3624		SVTS-3024	
SVET-7230-6		SVTOB-8430		SVTR5OB-3630		SVTS-3030	
SVT-1824		SVTOB-9624		SVTR5OB-4824		SVTS-3624	
SVT-1830		SVTOB-9630		SVTR5OB-4830		SVTS-3630	
SVT-1836		SVTR-1824		SVTR5OB-6024		SVTS-4824	
SVT-1848		SVTR-1830		SVTR5OB-6030		SVTS-4830	
SVT-1860		SVTR-1836		SVTR5OB-7224		SVTS-4836	
SVT-1872		SVTR-1848		SVTR5OB-7230		SVTS-6024	
SVT-1896		SVTR-1860		SVTR5OB-8424		SVTS-6030	
SVT-2424		SVTR-1872		SVTR5OB-8430		SVTS-6036	
SVT-3024		SVTR-1896		SVTR5OB-9624		SVTS-7224	
SVT-3030		SVTR-2424		SVTR5OB-9630		SVTS-7230	
SVT-3624		SVTR-3024		SVTROB-1824		SVTS-7236	
SVT-3630		SVTR-3030		SVTROB-1830		SVTS-9624	
SVT-4824		SVTR-3624		SVTROB-1836		SVTS-9630	
SVT-4830		SVTR-3630		SVTROB-1848		SVTS-9636	
SVT-6024		SVTR-4824		SVTROB-1860		T-11	
SVT-6030		SVTR-4830		SVTROB-1872		T-12	
SVT-7224		SVTR-6024		SVTROB-1896		T-13	
SVT-7230		SVTR-6030		SVTROB-2424		TS-ADPT	
SVT-8424		SVTR-7224		SVTROB-3024		US-3048C	
SVT-8430		SVTR-7230		SVTROB-3030		US-3048C-H	
SVT-9624		SVTR-8424		SVTROB-3624		US-3048C-HL	
SVT-9630		SVTR-8430		SVTROB-3630		US-3048C-S	
SVTOB-1824		SVTR-9624		SVTROB-4824		US-3048S	
SVTOB-1830		SVTR-9630		SVTROB-4830		US-3048S-H	
SVTOB-1836		SVTR5-2424		SVTROB-6024		US-3048S-HL	
SVTOB-1848		SVTR5-3024		SVTROB-6030		US-3048S-S	
SVTOB-1860		SVTR5-3030		SVTROB-7224		US-3060C	

Part #	Page #	Part #	Page #	Part #	Page #	Part #	Page #
US-3060C-H		VTS-6036		VTT-6030		VTTR-4824	
US-3060C-HL		VTS-7236		VTT-7224		VTTR-4830	
US-3060C-S		VTS-9636		VTT-7230		VTTR-6024	
US-3060S		VTS-1824		VTT-8424		VTTR-6030	
US-3060S-H		VTS-1830		VTT-8430		VTTR-7224	
US-3060S-HL		VTS-1836		VTT-9624		VTTR-7230	
US-3060S-S		VTS-1848		VTT-9630		VTTR-8424	
US-3072C		VTS-1860		VTT0B-1824		VTTR-8430	
US-3072C-H		VTS-1872		VTT0B-1830		VTTR-9624	
US-3072C-HL		VTS-1884		VTT0B-1836		VTTR-9630	
US-3072C-S		VTS-1896		VTT0B-1848		VTTR5-2424	
US-3072S		VTS-2424		VTT0B-1860		VTTR5-3024	
US-3072S-H		VTS-3024		VTT0B-1872		VTTR5-3030	
US-3072S-HL		VTS-3030		VTT0B-1896		VTTR5-3624	
US-3072S-S		VTS-3624		VTT0B-2424		VTTR5-3630	
VETS-1530		VTS-3630		VTT0B-3024		VTTR5-4824	
VETS-1830		VTS-4824		VTT0B-3030		VTTR5-4830	
VETS-2430		VTS-4830		VTT0B-3624		VTTR5-6024	
VETS-3630		VTS-6024		VTT0B-3630		VTTR5-6030	
VETS-4830		VTS-6030		VTT0B-4824		VTTR5-7224	
VETS-6030		VTS-7224		VTT0B-4830		VTTR5-7230	
VETS-7230		VTS-7230		VTT0B-6024		VTTR5-8424	
VETS-7230-6		VTS-8424		VTT0B-6030		VTTR5-8430	
VFTS-1524		VTS-8430		VTT0B-7224		VTTR5-9624	
VFTS-1530		VTS-9624		VTT0B-7230		VTTR5-9630	
VFTS-1824		VTS-9630		VTT0B-8424		VTTR50B-2424	
VFTS-1830		VTT-1824		VTT0B-8430		VTTR50B-3024	
VFTS-2430		VTT-1830		VTT0B-9624		VTTR50B-3030	
VSU3-3124		VTT-1836		VTT0B-9630		VTTR50B-3624	
VSU3-4324		VTT-1848		VTTR-1824		VTTR50B-3630	
VSU3-5524		VTT-1860		VTTR-1830		VTTR50B-4824	
VSU3-6724		VTT-1872		VTTR-1836		VTTR50B-4830	
VSU5-3124		VTT-1884		VTTR-1848		VTTR50B-6024	
VSU5-4324		VTT-1896		VTTR-1860		VTTR50B-6030	
VSU5-5524		VTT-2424		VTTR-1872		VTTR50B-7224	
VSU5-6724		VTT-3024		VTTR-1884		VTTR50B-7230	
VSU6-3124		VTT-3030		VTTR-1896		VTTR50B-8424	
VSU6-4324		VTT-3624		VTTR-2424		VTTR50B-8430	
VSU6-5524		VTT-3630		VTTR-3024		VTTR50B-9624	
VSU6-6724		VTT-4824		VTTR-3030		VTTR50B-9630	
VTS-3636		VTT-4830		VTTR-3624		VTTR0B-1824	
VTS-4836		VTT-6024		VTTR-3630		VTTR0B-1830	

Part #	Page #	Part #	Page #	Part #	Page #	Part #	Page #
VTTROB-1836		XRK-BKF-HB-G					
VTTROB-1848		XRK-PDV-G					
VTTROB-1860		XRK-PRV-G					
VTTROB-1872		XRK-WB1					
VTTROB-1896							
VTTROB-2424							
VTTROB-3024							
VTTROB-3030							
VTTROB-3624							
VTTROB-3630							
VTTROB-4824							
VTTROB-4830							
VTTROB-6024							
VTTROB-6030							
VTTROB-7224							
VTTROB-7230							
VTTROB-8424							
VTTROB-8430							
VTTROB-9624							
VTTROB-9630							
VW1S							
VW3S							
VWDC							
WL-36MK							
WL-36							
WST-3630							
WST-4830							
WST-6030							
WST-7230							
WST-9630							
WSTR-3630							
WSTR-4830							
WSTR-6030							
WSTR-7230							
WSTR-9630							
WSTR5-3630							
WSTR5-4830							
WSTR5-6030							
WSTR5-7230							
WSTR5-9630							
XRK-LDR							
XRK-BKF-G							



## Terms & Conditions

### F.O.B Factory:

All BK Resources products are shipped F.O.B. Altamont, IL. - Flyer subject to change without notice.

### New Accounts:

Credit application needs to be submitted to accounting & must be accompanied with a P.O. of at least \$250 net.

### Ordering / Confirmations:

We acknowledge all orders in writing and this acknowledgement constitutes our agreement with you regarding what is on your order. Please review your acknowledgement and fax back a signed copy of the acknowledgement to confirm your order is correct. We will NOT be held responsible for errors due to misunderstandings on orders.

### Drop Shipping:

BK Resources will drop ship to any location, including residential addresses. Freight charges may be prepaid and added to your invoice if specified on shipments for locations other than the billing address. **NOTE: Lift gate service, notification of delivery, inside delivery and other special requirements will be subject to additional charges** and are not the responsibility of BK Resources.

### Minimum Order Policy:

\$50 NET minimum on all orders after. All orders under \$50 subject to \$25 handling fee or the difference between order total and \$50. Fee not to exceed \$25.

### Return Shipments:

BK Resources will not accept any returned merchandise unless authorization has been issued. All returned goods due to customer error are subject to a 15% restocking fee and must be in the original box, new and unused condition. If we find the product is not new, a credit will not be issued and the customer will be asked if they want the product returned to them at their expense. No Returns after 90 Days.

Merchandise initially returned as defective, whose defect cannot be verified, will incur a 15% restocking fee as well as a freight charge for the replacement shipment and the freight charge for picking up the return.

### Free Freight Program:

**BK Resources Offers Free freight for \$2,000.00 + Net Invoiced Orders. We reserve the right to choose the shipper. Items must be in stock at the time of purchase.** No free freight on booths. Assembled Ladderback Chairs do not qualify for FREE FREIGHT.

### Warranty:

All BK Resources products come with a Standard 1 Year Manufacturer's Warranty against defects unless otherwise noted.

### Lifetime Limited Warranty:

Guaranteed to be free of manufacture defects during normal usage from date of purchase by the original end user. This limited warranty does not extend to any labor costs for unit removal or reinstallation. This limited warranty does not apply to losses resulting from flooding or any incidental or consequential damages, whether it is stated in a contract, tort, or otherwise. There are no other warranties or benefits other than those expressly stated herein. Any and all other warranties, expressed or implied are hereby disclaimed and excluded.

BK Resources accepts no responsibility for defects resulting from or connected with misuse, abuse improper installation or other causes beyond our control.

There can be no verbal modification or extension of this limited warranty under any circumstances. Any written modification or extension must be made by BK Resources and must expressly state in clear terms that it is a modification or extension of this limited warranty.

Any claims must be able to prove the date of purchase and installers contact information.

This limited warranty is non-transferable except with written consent and approval from BK Resources.

### COMMERCIAL USE ONLY

RESIDENTIAL APPLICATIONS: BK Resources assumes no liability for parts, labor coverage for component failure or other damages resulting from installation or freight in non-commercial or residential applications.

### Freight Claims:

BEFORE accepting any shipment, examine it carefully and note any damage or shortage on the Freight Bill **BEFORE** signing for delivery. Report any damage, shortage or concealed damage to BK Resources within 48 hours of delivery. Retain the original package for claim purposes. **BK Resources is not liable for any damage or loss that is not noted or reported prior to accepting delivery. BK Resources is also not responsible for the filing of freight claims associated with, nor liable for, any damaged merchandise that was shipped per customer instructions via Third Party or Collect.**

### Broken Case Charge:

\$20 per case charge if ordering less than the published case pack.

### Cancellation of Orders:

Any order that is canceled after it has been prepared for delivery is subject to a restock fee.

### U.P.S. Shipments:

Any item not intended to ship U.P.S. and is indicated in the BK Resources catalog as shipping **Truck Line Only**; that the customer chooses to ship UPS, BK Resources will NOT file the freight claim on behalf of the customer.

**NOTE:** Lift gate service, notification of delivery, inside delivery and other special requirements will be subject to additional charges that will be invoiced to the customer once BK Resources has been notified of the additional charges from the shipping company.

### Pricing:

Pricing is based on current tariff rates and are subject to adjustment in the event of a change in tariff rates.

### California Prop 65:

Throughout this catalog, You will see the warning logo with text below.

 **WARNING: Cancer and Reproductive Harm P65Warnings.ca.gov**

This refers to Proposition 65. Proposition 65 is a law in California requiring all businesses to provide warnings to the residents of the state about possible exposure to chemicals that cause cancer, birth defects, or other reproductive harm in any product that is purchased in California. This list includes over 900 chemicals that the state considers harmful. All Brass and Stainless Steel products do contain one or more of these chemicals.

# BK

RESOURCES

## Easy Mod™ System

We offer light in-house modification work on select tables and cabinet bases. Our Easy Mod™ system allows for easy ordering and quick turnaround so you can create the exact solution for your needs. We've saved customers thousands of dollars from custom work!

### Easy Modifications

- ✓ Money Saving
- ✓ Easy Ordering
- ✓ 3-10 Day Turnaround

⚠ More Information on Pgs. 107

### How Does it Work?

1. Choose a work table or enclosed cabinet base as your base unit.
2. Choose your modifications from the list below and send to [sales@bk-resources.com](mailto:sales@bk-resources.com).
3. Team member will contact you for specific details and help you place an order or create a quote.
4. Once the order is placed, our engineering dept. will create a drawing for you to approve.

### Choose Your Base Unit:



14 & 16 ga T-304 Work Tables



Open Cabinet Base Tables



Cabinet Base Tables with Hinged Doors and Lock



Cabinet Base Tables with 5" Riser & Sliding Doors

### Choose Your Modification:



Drop In Ice Bin



One Compartment Drop In Sink



Glass Filler Water Station



Urn Trough

+ Many More Mods Available!

Pgs. 107

### Complete Modified Unit

10 day lead time



Phone: 888-310-4393 | Fax: 888-310-4394 | Website: [bk-resources.com](http://bk-resources.com) | Email: [sales@bk-resources.com](mailto:sales@bk-resources.com)

120 Frontage Rd. | Altamont, IL 62411